

**LUCITE® STOCK AND CODE NUMBER**

“P”  
Combination Number

**4311-L**  
882-95731-L Elmhurst Green Metallic

37



LUCITE 4311-L } Elmhurst Green  
DULUX® 181-95731 } Metallic

**★4312-LH**  
882-95732-LH Algiers Rose Copper Metallic


38



LUCITE ★4312-LH } Algiers Rose Copper  
Metallic

**★4313-LH**  
882-95733-LH Villa Red Metallic

39



LUCITE ★4313-LH } Villa Red  
DULUX 181-95733-H } Metallic

**★4314-LH**  
882-95734-LH Majestic Blue Metallic

40



LUCITE ★4314-LH } Majestic Blue  
DULUX 181-95734-H } Metallic

**4315-L**  
882-95735-L Corsican Gold Metallic

41



LUCITE 4315-L } Corsican Gold  
DULUX 181-95735 } Metallic

**4316-L**  
886-95736-L Sirocco Beige

42



LUCITE 4316-L } Sirocco Beige  
DULUX 93-95736 }

**#88-L**  
886-92264-L Classic Black

1

LUCITE #88-L } Classic Black  
DULUX 93-005 }

†Metropolitan (English) Models

NOTE: Du Pont mixing machine formulas for ■DUCO® Lacquer or ★DULUX® Enamel are not available.

**WARNING:** DULUX Color Blending formulas or factory-packaged DULUX matching LUCITE Acrylic Lacquers are not to be used for touch-up or panel repair of LUCITE Acrylic Lacquer finished vehicles.

**ORDER BY LUCITE OR DUCO STOCK NUMBER**

SEE REVERSE SIDE FOR 1960-1961 RAMBLER AND METROPOLITAN (ENGLISH) COLORS

## IMPORTANT

Refinish DUCO® Lacquer Colors shown in this bulletin will be replaced with LUCITE® Acrylic Lacquer Colors using the same Stock Number with appropriate suffix as soon as they are developed and become available.

### 1960 RAMBLER

DUCO®	DULUX®	Color	"P" Comb.	DUCO	DULUX	Color	"P" Comb.
2382	93-59814	Frost White.....	72	4107	181-83894	†Sovereign Blue Metallic.....	19
2512-H■	181-82709-H	†Cinnamon Bronze Metallic.....	94	4108	93-83897	Dartmouth Gray.....	20
2774	93-83101	Alamo Beige.....	4	4109	181-83915	†Harvard Gray Metallic.....	21
2775	93-83102	Autumn Yellow.....	5	4110	93-83895	Festival Rose.....	25
2969	93-83428	Placid Blue.....	10	4111	181-83896	†Westchester Green Metallic.....	18
2970	93-83426	Chatsworth Green.....	8	4112	181-83898	Echo Green Metallic.....	23
2971-H	93-83431-H	Oriental Red.....	13	★4113-H	181-83926-H	Auburn Red Metallic.....	24
2978	181-83433	Aqua Mist Metallic.....	15				

†Also interior colors.

### 1961 RAMBLER

DUCO	DULUX	Color	"P" Comb.
2382	93-59814	Frost White.....	72
2774	93-83101	Alamo Beige.....	4
2970	93-83426	Chatsworth Green.....	8
2978	181-83433	Aqua Mist Metallic.....	15
4112	181-83898	Echo Green Metallic.....	23
4209	181-95020	Valley Green Metallic.....	26
4210	93-95021	Sonata Blue.....	27
4211	181-95022	Berkeley Blue Metallic.....	28
4212	181-95023	Whirlwind Tan Metallic.....	29
4213	181-95025	Inca Silver Metallic.....	31
★4214-H■	93-95024-H	Briarcliff Red.....	30
4215	93-95027	Jasmine Rose.....	33
★4216-H■		Fireglow Red Metallic.....	34
4217	93-95026	Waikiki Gold.....	32

#### INTERIOR COLORS

**NOTE:** DUCO mixing machine formulas, only, are available for the following:

DUCO Formula File No.	Color	"R" Part No.
95029	Ravine Gray Metallic.....	154
95030	Fairbanks Blue Metallic.....	155
95031	Del Mar Green Metallic.....	156
95032	Whirlwind Tan Metallic.....	157

### METROPOLITAN (ENGLISH)

DUCO	Color	Metropolitan Code	Domestic "P" Comb.	Year
1376-H	Caribbean Blue	905	44	1957 thru 1954
1767	Mist Grey	907	59	1954
1768	Croton Green	906	60	1954
2105-H	Sunburst Yellow	910	66	1957 thru 1954
2106	Snowberry White	909	69	1957 thru 1954
2109	Coral Red No. 1	911	65	1957, 1955
2382	Frost White	914	72	1962 thru 1956
2511	Berkshire Green	912	87	1962, 1961, 1957
2514-H	Mardi Gras Red	913	90	1962 thru 1957
2775	Autumn Yellow	915	5	1962, 1961, 1960, 1958

**NOTE:** DULUX mixing machine formulas, only, are available for the following:

DULUX Formula File No.	Color	Metropolitan Code	Domestic "P" Comb.	Year
72208	Spruce Green	903		1954
72211-H	Canyon Red	904		1954
75041-H	Coral Red No. 2	911	65	1956

Du Pont mixing machine formulas for ■DUCO® Lacquer or ★DULUX® Enamel are not available.

The above colors are available to Refinishers from Distributors of Du Pont Refinishing Materials.



BETTER THINGS FOR BETTER LIVING . . . THROUGH CHEMISTRY

# AMERICAN MOTORS CORPORATION


## 1962 RAMBLER COLORS

**LUCITE® OR DUCO®  
STOCK AND CODE NUMBER**

**"P"  
Combination Number**


**2382**  
246-59814 Frost White

72  
914 (Metro.)+




**2978**  
202-83433 Aqua Mist Metallic

15 and Int.




**4210**  
246-95021 Sonata Blue

27




**4213**  
202-95025 Inca Silver Metallic

31 and Int.




**★4214-H■**  
246-95024-H Briarcliff Red

30




**4215**  
246-95027 Jasmine Rose

33



**4309-L**  
882-95729-L Baron Blue Metallic

35



**4310-L**  
886-95730-L Glen Cove Green

36



ISSUED OCTOBER 9, 1961

See Reverse Side for Additional Information—  
IMPORTANT—See Reverse Side—

## IMPORTANT

Refinish DUCO® Lacquer Colors shown in this bulletin will be replaced with LUCITE® Acrylic Lacquer Colors using the same Stock Number with appropriate suffix as soon as they are developed and become available.

## 1962 RAMBLER COLOR COMBINATIONS

Over-all combinations are so indicated on the Color Chip Sheets of this bulletin.

A two-number system, identifying the two-tone combinations, will be used. The *first* number being the body color; the *second* number, the accent color.

Color combination numbers are on a plate on the left front body pillar.

## 1962 INTERIOR COLORS

DUCO® Stock Number	Color	"R" Part Number
2978	Aqua Mist Metallic†	213
4213	Inca Silver Metallic†	210

†Also exterior body colors.

NOTE: DUCO® mixing machine formulas, only, are offered for the following:


DUCO Formula File Number	Color	"R" Part Number
(4309)	Baron Blue Metallic	215
(4311)	Elmhurst Green Metallic	216
(4312-H)	Algiers Rose Copper Metallic	217
(4315)	Corsican Gold Metallic	214

NOTE: Where semi-gloss is required, the addition of #4528 Flattening Compound is recommended in accordance with label directions.

NOTE: Every possible precaution is taken to provide the refinish trade with accurate LUCITE® Acrylic Lacquer, DUCO® or DULUX® color matches; however, it should be noted that it is not always possible to make close matches in LUCITE Acrylic Lacquer or DUCO to DULUX colors and vice versa.

Due to circumstances beyond our control, we cannot be responsible for inaccurate color matches resulting from changes in standards by automobile manufacturers without our knowledge, change of car colors on aging, and color variances caused by application methods, etc. We will assume responsibility only for factory color matches to established Du Pont color standards.

As the accuracy of color matches made with the Du Pont Color Blending Service depends on the individual operating the equipment, we will assume responsibility only for the uniformity of our mixing enamels and lacquers.



REG. U. S. PAT. OFF.

LUCITE<sup>®</sup> • DUCO<sup>®</sup> • DULUX<sup>®</sup>

**1963**

**REFINISH COLORS MATCHING  
AMERICAN MOTORS CORPORATION**

**ALL MODELS  
RAMBLER**

www.backman.se

1963 COMBINATION IDENTIFICATION AND EXTERIOR COLORS

MANUFACTURER'S COMBINATION NUMBER	COLOR	SEE COLOR CHIP NUMBER
1	Classic Black	13
30	Briarcliff Red No. 2	11
40	Majestic Blue Metallic No. 2	9
41	Corsican Gold Metallic No. 2	3
43	Sceptre Silver Metallic	4
44	Bahama Blue	7
45	Cape Cod Blue Metallic	8
46	Palisade Green	5
47	Aegean Aqua Metallic	6
48	Calais Coral Metallic	10
49	Valencia Ivory	2
50	Concord Maroon Metallic	12
72	Frost White	1

NOTES AND EXPLANATION OF SYMBOLS

★Indicates a DULUX® mixing machine formula is not available. ■Available in factory package only.  
 Consult the mixing machine formula file cabinet for the availability of LUCITE® Acrylic Lacquer formulas.  
**NOTE:** It may be necessary, at times, to tint colors to produce a satisfactory match due to normal weathering and changes in color standards.  
**NOTE:** LUCITE Acrylic Lacquer is recommended for panel repair and over all refinishing of baked or aged air-dry enamels (over properly sanded and sealed surfaces). DUCO® Lacquer is recommended for spot repair of conventional enamels.  
**NOTE:** Where semi-gloss is required the addition of #4528 Flattening Compound is recommended in accordance with label directions.

**1963 EXTERIOR (INCLUDING CERTAIN INTERIOR) COLORS**


COLOR  
CHIP NO.

COMB.  
NO.

COMB.  
NO.

COLOR  
CHIP NO.

1



2382-L LUCITE®  
2382 DUCO® } Frost White  
93-59814 DULUX® }

72

44



4415-L LUCITE®  
4415 DUCO® } Bahama Blue  
93-96556 DULUX® }

7

2



4420-L LUCITE®  
4420 DUCO® } Valencia Ivory  
93-96561 DULUX® }

49

45  
(Also Interior)



4416-L LUCITE®  
4416 DUCO® } Cape Cod Blue  
181-96557 DULUX® } Metallic

8

3



4413-L LUCITE®  
4413 DUCO® } Corsican Gold  
181-96565 DULUX® } Metallic No. 2

41  
(Also Interior)

40



4412 DUCO® } Majestic Blue  
181-96564 DULUX® } Metallic No. 2

9

4



4414-L LUCITE®  
4414 DUCO® } Sceptre Silver Metallic  
181-96555 DULUX® }

43

48



4419-L LUCITE®  
4419 DUCO® } Calais Coral  
181-96560-H DULUX® } Metallic

10

5



4417-L LUCITE®  
4417 DUCO® } Palisade Green  
93-96558 DULUX® }

46

30  
(Also Interior)



4411-H DUCO® } Briarcliff Red No. 2  
93-96563-H DULUX® }

11


6



4418-L LUCITE®  
4418 DUCO® } Aegean Aqua Metallic  
181-96559 DULUX® }

47  
(Also Interior)

50  
(Also Interior)



★4421-H DUCO® Concord Maroon Metallic

12

1  
(Also Interior)



#44 DUCO® } Classic Black  
93-005 DULUX® }

13

**1963 INTERIOR COLORS**

PART NO.	COLOR	DUCO STOCK NO.	SEE COLOR CHIP NO.
N-45, R-278	Black	#44	13
R-262	Briarcliff Red No. 2	4411-H	11
R-352	Corsican Gold Metallic No. 2	4413	3
R-260	Cape Cod Blue Metallic	4416	8
R-261	Aegean Aqua Metallic	4418	6
R-263	Concord Maroon Metallic	4421-H	12

(See Page 2 for Notes and Explanation of Symbols.)

(For convenience we list the previous year)

**1962 COMBINATION IDENTIFICATION AND EXTERIOR COLORS**

"P" COMB.	COLOR	LUCITE®	DUCO®	DULUX®
72	Frost White	2382-L	2382	93-59814
15	Aqua Mist Metallic	2978-L	2978	181-83433
27	Sonata Blue	4210-L	4210	93-95021
31	Inca Silver Metallic	4213-L	4213	181-95025
30	Briarcliff Red	★4214-LH	★4214-H■	93-95024-H
33	Jasmine Rose	4215-L	4215	93-95027
35	Baron Blue Metallic	4309-L	4309	181-95729
36	Glen Cove Green	4310-L	4310	93-95730
37	Elmhurst Green Metallic	4311-L	4311	181-95731
38	Algiers Rose Copper Metallic	★4312-LH	★4312-H	
39	Villa Red Metallic	★4313-LH	★4313-H	181-95733-H
40	Majestic Blue Metallic	★4314-LH	★4314-H	181-95734-H
41	Corsican Gold Metallic	4315-L	4315	181-95735
42	Sirocco Beige	4316-L	4316	93-95736
1	Classic Black		#44	93-005

**METROPOLITAN (ENGLISH)**

DOMESTIC COMB.	METROPOLITAN CODE	COLOR	YEAR	DUCO
72	914	Frost White	1962 thru 1956	2382
87	912	Berkshire Green	1962, 1961, 1957	2511
90	913	Mardi Gras Red	1962 thru 1957	2514-H
5	915	Autumn Yellow	1962, 1961, 1960, 1958	2775

(See Page 2 for Notes and Explanation of Symbols.)

**E. I. DU PONT DE NEMOURS & CO. (INC.)  
REFINISH SALES DEPARTMENT  
WILMINGTON 98, DELAWARE**





REG. U. S. PAT. OFF.

**AUTOMOTIVE  
REFINISH COLORS**

**1965**

**AMERICAN MOTORS CORPORATION**

**RAMBLER**

www.lackman.se

## 1965 AMERICAN MOTORS CORPORATION COLOR IDENTIFICATION

### RAMBLER TWO-TONE COMBINATIONS

The first part of the number identifies the body color; the last part identifies the roof color. (Example—Combination 12A—72A indicates the body is finished in Corral Cordovan and the roof in Frost White #2.)

### LOCATION OF PAINT CODE PLATE


Paint code plates are located on the left front door lock pillar (below the door lock) or on the left front door body hinge pillar.

LUCITE® Acrylic Lacquer or DULUX® Enamel is recommended for panel repair and overall refinishing of baked or aged air-dry enamels (over properly sanded and sealed surfaces). DUCO® Lacquer is recommended for spot repair of these enamels when desired.

**NOTE:** It may be necessary, at times, to tint colors to produce a satisfactory match due to normal weathering and changes in color standards.


**1965 AMERICAN MOTORS CORPORATION  
EXTERIOR COLORS**




	LUCITE® CODE	DUCO® CODE	DULUX® CODE
<b>1A</b> Classic Black			
	<b>88</b>	44	93-005


	LUCITE® CODE	DUCO® CODE	DULUX® CODE
<b>9A</b> Atlantis Aqua			
	<b>4669-L</b>	4669	181-97478


<b>3A</b> Antigua Red			
	<b>4663-LH</b>	4663-H	93-97472-H

<b>10A</b> Montego Rose			
	<b>4670-L</b>	4670	93-97479

<b>4A</b> Mystic Gold			
	<b>4664-L</b>	4664	181-97473


<b>11A</b> Barcelona Taupe			
	<b>4671-L</b>	4671	181-97480

<b>5A</b> Legion Blue			
	<b>4665-L</b>	4665	93-97474


<b>12A</b> Corral Cordovan			
	<b>4672-LH</b>	4672-H	181-97481-H


<b>6A</b> Viscount Blue			
	<b>4666-L</b>	4666	181-97475

<b>13A</b> Solar Yellow			
	<b>4673-L</b>	4673	93-97482

<b>7A</b> Seaside Aqua			
	<b>4667-L</b>	4667	93-97476

<b>54A</b> Woodside Green			
	<b>4544-L</b>	4544	181-97019

<b>8A</b> Marina Aqua			
	<b>4668-L</b>	4668	181-97477

<b>72A</b> Frost White #2			
	<b>4662-L</b>	4662	93-97471

1965 AMERICAN MOTORS CORPORATION  
INTERIOR COLORS



9227-LH Dk. Cordovan Semi-Gloss\*




9168-LH Dk. Cordovan Flat




9163-L Off-White Semi-Gloss\*



9160-LH Dk. Green Semi-Gloss\*



9165-LH Dk. Green Flat




9161-LM Dk. Aqua Semi-Gloss\*



9166-LM Dk. Aqua Flat



9159-LH Dk. Blue Semi-Gloss\*



9164-LH Dk. Blue Flat



9162-LH Dk. Maroon Semi-Gloss\*



9167-LH Dk. Maroon Flat



88 Black Semi-Gloss\*



9169-LH Black Flat

\*Unpolished LUCITE® will generally produce a gloss comparable to original interior semi-gloss finishes.



REG. U. S. PAT. OFF.

**AUTOMOTIVE  
REFINISH COLORS**

**1966**

**AMERICAN MOTORS CORPORATION**

**RAMBLER**

www.lackman.se

**1966 AMERICAN MOTORS CORPORATION COLOR IDENTIFICATION**

**RAMBLER  
TWO-TONE COMBINATIONS**

The first part of the number identifies the body color; the last part identifies the roof color. (Example—Combination 21A-72A indicates the body is finished in Marquessa Mauve and the roof in Frost White #2.)

**LOCATION OF PAINT CODE PLATE**

Paint code plates are located on the left front door lock pillar (below the door lock) or on the left front door body hinge pillar.

LUCITE<sup>®</sup> Acrylic Lacquer is recommended for SPOT REPAIR, panel repair and overall refinishing of all original automotive finishes. DULUX<sup>®</sup> Enamel may also be used for panel repair and overall refinishing.

**NOTE:** It may be necessary, at times, to tint colors to produce a satisfactory match due to normal weathering and changes in color standards.

1966 AMERICAN MOTORS CORPORATION  
EXTERIOR COLORS



LUCITE®  
CODE

DUCO®  
CODE

DULUX®  
CODE

LUCITE®  
CODE

DUCO®  
CODE

DULUX®  
CODE

**1A**  
Classic  
Black



88                      44                      93-005

**20A**  
Cortez  
Aqua




4751-L              4751              181-97794

**3A**  
Antigua  
Red



4663-LH              4663-H              93-97472-H

**21A**  
Marquessa  
Mauve




4752-L              4752              181-97795

**15A**  
Brisbane  
Blue



4746-L              —              181-97789

**23A**  
Samoa  
Gold



4754-L              —              181-97797

**16A**  
Britannia  
Blue



4747-L              —              181-97790

**24A**  
Caballero  
Tan




4755-L              —              181-97798

**17A**  
Crescent  
Green




4748-L              4748              93-97791

**25A**  
Apollo  
Yellow



4756-L              4756              93-97799

**18A**  
Granada  
Green



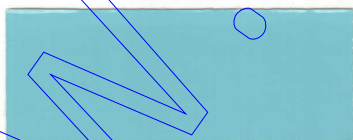
4749-L              —              181-97792

**72A**  
Frost  
White #2



4662-L              4662              93-97471

**19A**  
Balboa  
Aqua



4750-L              4750              93-97793

1966 AMERICAN MOTORS CORPORATION  
INTERIOR COLORS



9252-LH Med. Tan Semi-Gloss\*



9247-LH Dk. Blue Semi-Gloss\*



9257-LH Med. Tan Flat



9253-LH Dk. Blue Flat



9248-LH Dk. Green Semi-Gloss\*



9249-LM Red Semi-Gloss\*



9254-LH Dk. Green Flat




9255-LM Red Flat



9250-LH Med. Aqua Semi-Gloss\*



88 Black Semi-Gloss\*



9256-LH Med. Aqua Flat



9169-LH Black Flat

\*Unpolished LUCITE® will generally produce a gloss comparable to original interior semi-gloss finishes.

(Page 2)





REG. U. S. PAT. OFF.

**AUTOMOTIVE  
REFINISH COLORS**

**1967**

**AMERICAN MOTORS CORPORATION**

**AMBASSADOR / MARLIN**

**RAMBLER REBEL**

**RAMBLER AMERICAN**

WWW.LACKMAN.SE

## 1967 AMERICAN MOTORS CORPORATION COLOR IDENTIFICATION

### TWO-TONE COMBINATIONS

The first part of the number identifies the body color; the last part identifies the roof color. (Example—Combination 32A—72A indicates the body is finished in Barbados Blue and the roof in Frost White #2.)

### LOCATION OF PAINT CODE PLATE

Paint code plates are located on the left front door lock pillar (below the door lock) or on the left front door body hinge pillar.

LUCITE® Acrylic Lacquer is recommended for SPOT REPAIR, panel repair and overall refinishing of all original automotive finishes. DULUX® Enamel may also be used for panel repair and overall refinishing.

**NOTE:** It may be necessary, at times, to tint colors to produce a satisfactory match due to normal weathering and changes in color standards.

1967 AMERICAN MOTORS CORPORATION  
EXTERIOR COLORS



**1A**  
Black

LUCITE® CODE	DUCO® CODE	DULUX® CODE
88	44	93-005

**36A**  
Yuma Tan  
Metallic

LUCITE® CODE	DUCO® CODE	DULUX® CODE
4781L	4781	4781D

**8A**  
Marina  
Aqua  
Metallic

LUCITE® CODE	DUCO® CODE	DULUX® CODE
4852L	4852	4852D

**37A**  
Sungold  
Amber  
Metallic

LUCITE® CODE	DUCO® CODE	DULUX® CODE
4782LH		181-98318H

**18A**  
Granada  
Green  
Metallic

LUCITE® CODE	DUCO® CODE	DULUX® CODE
4749L	4749	181-97792

**38A**  
Stallion  
Brown  
Metallic

LUCITE® CODE	DUCO® CODE	DULUX® CODE
4783LH	4783H	4783DH

**25A**  
Apollo  
Yellow

LUCITE® CODE	DUCO® CODE	DULUX® CODE
4756L	4756	93-97799

**39A**  
Matador  
Red

LUCITE® CODE	DUCO® CODE	DULUX® CODE
4784LM	4784H	4784DH

**31A**  
Strato  
Blue  
Metallic

LUCITE® CODE	DUCO® CODE	DULUX® CODE
4776L	4776	4776D

**40A**  
Flamingo  
Burgundy  
Metallic

LUCITE® CODE	DUCO® CODE	DULUX® CODE
4785L	4785	4785D

**32A**  
Barbados  
Blue  
Metallic

LUCITE® CODE	DUCO® CODE	DULUX® CODE
4777L	4777	4777D

**41A**  
Rajah  
Burgundy  
Metallic

LUCITE® CODE	DUCO® CODE	DULUX® CODE
4786LH	4786M	4786DM

**33A**  
Royale  
Blue  
Metallic

LUCITE® CODE	DUCO® CODE	DULUX® CODE
4778L	4778	4778D

**72A**  
Frost  
White #2

LUCITE® CODE	DUCO® CODE	DULUX® CODE
4662L	4662	93-97471

**34A**  
Alameda  
Aqua

LUCITE® CODE	DUCO® CODE	DULUX® CODE
4779L	4779	4779D

ACCENT COLOR			
Optional for rocker panel area.			
	Lucite® Code	Duco® Code	Dulux® Code
Satin Chrome Metallic	9430L	9430	9430D

1967 AMERICAN MOTORS CORPORATION  
INTERIOR COLORS



9364L Dk. Tan Semi-Gloss  
Metallic



9248LH Dk. Green Semi-Gloss  
Metallic



9365LH Dk. Aqua Semi-Gloss  
Metallic



9361LH Dk. Blue Semi-Gloss  
Metallic



9362LM Red Semi-Gloss




9363LH Dk. Burgundy Metallic  
Semi-Gloss



88 Satin Black Semi-Gloss

Unpolished LUCITE® will generally produce a gloss comparable to original interior semi-gloss finishes.



REG. U. S. PAT. OFF.

# AUTOMOTIVE REFINISH COLORS

## 1968

AMERICAN MOTORS CORPORATION

RAMBLER AMERICAN

RAMBLER REBEL

MARLIN

AMBASSADOR

www.rockman.se

## 1968 AMERICAN MOTORS CORPORATION COLOR IDENTIFICATION

### TWO-TONE COMBINATIONS

The first part of the number identifies the body color; the last part identifies the roof color. (Example—Combination 43A—72A indicates the body is finished in Saturn Blue and the roof in Frost White #2.)

### LOCATION OF PAINT CODE PLATE















Paint code plates are located on the left front door lock pillar (below the door lock) or on the left front door body hinge pillar.

LUCITE® Acrylic Lacquer is recommended for SPOT REPAIR, panel repair and overall refinishing of all original automotive finishes. DULUX® Enamel may also be used for panel repair and overall refinishing.

**NOTE:** It may be necessary, at times, to tint colors to produce a satisfactory match due to normal weathering and changes in color standards.

1968 AMERICAN MOTORS CORPORATION  
EXTERIOR COLORS




	LUCITE® CODE	DUCO® CODE	DULUX® CODE		LUCITE® CODE	DUCO® CODE	DULUX® CODE
<b>1A</b> Classic Black				<b>49A</b> Laredo Tan Metallic			
	88L	44	93-005		4941L	4941	4941D
<b>39A</b> Matador Red				<b>50A</b> Calcutta Russet Metallic			
	4784LM	4784H	4784DH		4942LH	4942H	4942DM
<b>43A</b> Saturn Blue Metallic				<b>52A</b> Scarab Gold Metallic			
	4935L	4935	4935D		4944L	4944	4944DH
<b>44A</b> Caravelle Blue Metallic				<b>54A</b> Turbo Silver Metallic			
	4936LH	4936H	4936DH		4945L	4945	4945D
<b>45A</b> Blazer Blue Metallic				<b>58A</b> Hialeah Yellow			
	4937LH	4937H	4937DH		4933L	4933	4933D
<b>46A</b> Laurel Green Metallic				<b>72A</b> Frost White #2			
	4938L	4938	4938DH		4662L	4662	93-97471
<b>47A</b> Rally Green Metallic							
	4939L	4939	4939DH				
<b>48A</b> Tahiti Turquoise Metallic							
	4940L	4940	4940D				

1968 AMERICAN MOTORS CORPORATION  
INTERIOR COLORS



9520L Med. Gold Low Gloss  
Metallic




9521L Tan Low Gloss  
Metallic



9517LH Dk. Green Low Gloss  
Metallic



9516LH Dk. Blue Low Gloss  
Metallic



9518LH Red Low Gloss



9519LH Dk. Russet Low Gloss  
Metallic



9515L Black Low Gloss

These low gloss colors require up to 1/2 ounces of Du Pont #4528 Flattening Compound per pint of unreduced color to achieve the desired gloss level.





REG. U. S. PAT. OFF.

**AUTOMOTIVE  
REFINISH COLORS  
1969**

**AMERICAN MOTORS CORPORATION**

**RAMBLER AMERICAN**

**REBEL**

**JAVELIN**

**AMBASSADOR**

## 1969 AMERICAN MOTORS CORPORATION COLOR IDENTIFICATION

### TWO-TONE COMBINATIONS

The first part of the number identifies the body color; the last part identifies the roof color. (Example—Combination P-64—P-72 indicates the body is finished in Beal St. Blue and the roof in Frost White #2.)

### LOCATION OF PAINT CODE PLATE

Paint code plates are located on the left front door lock pillar (below the door lock) or on the left front door body hinge pillar.

LUCITE® Acrylic Lacquer is recommended for SPOT REPAIR, panel repair and overall refinishing of all original automotive finishes. DULUX® Enamel may also be used for panel repair and overall refinishing.

**NOTE:** It may be necessary, at times, to tint colors to produce a satisfactory match due to normal weathering and changes in color standards.

1969 AMERICAN MOTORS CORPORATION





EXTERIOR COLORS

	LUCITE® CODE	DUCO® CODE	DULUX® CODE
<b>P-39</b> Matador Red			
	4784LM	4784H	4784DH

	LUCITE® CODE	DUCO® CODE	DULUX® CODE
<b>P-72</b> Frost White #2			
	4662L	4662	93-97471


<b>P-62</b> Ascot Gray			
	4999L	4999	4999D

<b>P-75</b> Willow Green Metallic			
	5004L	5004	5004D

<b>P-63</b> Castillian Gray Metallic			
	4957L	4957	4957D


<b>P-76</b> Pompeii Yellow			
	5005L	5005	5005D

<b>P-64</b> Beal Street Blue Metallic			
	5000L	5000	5000D

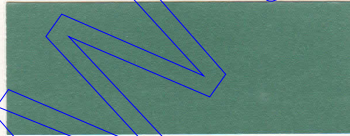
<b>P-77</b> Butternut Beige Metallic			
	5006L	5006	5006D


<b>P-65</b> Regatta Blue Metallic			
	5001LH	5001	5001D


<b>P-78</b> Cordoba Brown Metallic			
	5007LH	5007H	5007DH

<b>P-68</b> Alamosa Aqua Metallic			
	5061L	5061	5061D

<b>P-79</b> Bittersweet Orange Metallic			
	5008LH	5008H	5008DH

<b>P-70</b> Surf Green Metallic			
	5002L	5002	5002D

<b>P-80</b> Black Mink Metallic			
	5062L	5062	5062D

<b>P-71</b> Hunter Green Metallic			
	5003L	5003	5003D




9600L Avocado Met. Flat



9597LH Green Met. Flat



9596LH Blue Met. Flat



9599L Brown Met. Flat



9598LM Red Flat



9595L Charcoal Met. Flat

These flat colors may require up to 1/2 ounce of Du Pont #4528 Flattening Compound per pint of unreduced color to achieve the desired sheen.