

1956 DODGE TRUCK COLORS


BULLETIN No. 23 (SHEET 3)

★93-55092 Armour Yellow
No Tinting Information Available




★93-55092 Armour Yellow

★93-71939-H Ecuador Blue
No Tinting Information Available



★93-71939-H Ecuador Blue

★93-72213 Ponchartrain Green
No Tinting Information Available



★93-72213 Ponchartrain Green

★93-72218-H Banner Green
No Tinting Information Available



★93-72218-H Banner Green

★93-72397-H Dodge Red No. 3
No Tinting Information Available



★93-72397-H Dodge Red No. 3

★93-72612 Chilean Beige
No Tinting Information Available



★93-72612 Chilean Beige

★93-73125 Rackham Blue
No Tinting Information Available



★93-73125 Rackham Blue

★93-73126 Terra Cotta
No Tinting Information Available



★93-73126 Terra Cotta

93-73127-H Canyon Coral
No Tinting Information Available



93-73127-H Canyon Coral

★A Du Pont mixing machine formula for DULUX Enamel is available.
All of the above colors are repeats from 1955 production.

www.lackman.com

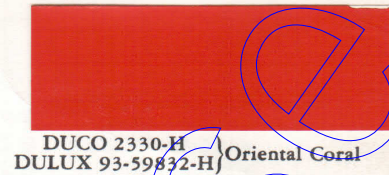
"DUCO" STOCK, ORDER AND CODE NUMBER

Combination Number

2330-H

246-59832-H Oriental Coral †
246-0383-H Light Red
246-0381-H Dark Red
246-0953 (246-0097) White
246-0222 (246-025) Black


551, 560-4 (R), 571 (L), 571-1 (L),
571-2 (L), 572 (L), 572-1 (L), 572-3 (L)
and Int.



★2331■

246-59856 Chinese Rose
246-0953 (246-0097) White
246-0312-H Fast Red
246-0222 (246-025) Black

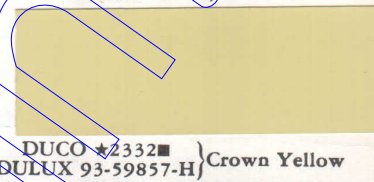
550, 568 (L), 568-1 (L),
568-2 (L), 569 (L), 569-1 (L), 569-3 (L),
570 (L), 570-1 (L), 570-3 (L)



★2332■

246-59857 Crown Yellow †
246-0953 (246-0097) White
246-0679 (246-062) Yellow
246-0677 (246-063) Orange
246-0222 (246-025) Black


556, 574 (L), 574-1 (L), 574-2 (L),
575 (L), 575-1 (L), 575-3 (L)



★2333■

202-59854 Iridescent Charcoal Metallic (Bleeder)
246-0222 (246-025) Black
246-0953 (246-0097) White
246-0312-H Fast Red
202-081 Metallic Base (Coarse)


541, 567 (U), 567-1 (U), 567-2 (S),
568 (U), 568-1 (U), 568-2 (S), 571 (U),
571-1 (U), 571-2 (S), 574 (U),
574-1 (U), 574-2 (S)



2334-H

202-59855-H Garnet Metallic (Bleeder)
246-0381-H Dark Red
246-0484 Brown
246-0312-H Fast Red
246-0383-H Light Red
246-0222 (246-025) Black
202-081 Metallic Base (Coarse)

552, 569 (U), 569-1 (U),
569-3 (S), 573 (L), 573-1 (L),
573-2 (L)



★A Du Pont mixing machine formula for DULUX Enamel is available.
■A Du Pont mixing machine formula for DUCO Lacquer is available.
† "For Touch-Up Only." Not recommended for panel repair or over-all refinishing.

ORDER ONLY BY "DUCO" STOCK ORDER NUMBER

INTERIOR COLORS

| | |
|--|--------------------------|
| DUCO Stock Order Number 2330-H | Color †Oriental Coral |
|--|--------------------------|

†Also an exterior body color.

NOTE: DUCO Lacquer mixing machine formulas only are available for the following 1956 Dodge Interior Colors.

| | |
|--|--------------------------------------|
| DUCO Formula File Number 59881 59882 | Color Winter Blue Marine Green |
|--|--------------------------------------|

DUCO tinting colors, for the various formulas, are shown where available. These colors are listed in the order of their importance in the event that tinting is necessary.

Color combination numbers will appear on a plate on the upper front portion of the firewall, near fender—under the hood.

NOTE: Most colors in this bulletin are available in both DUCO and DULUX; however, it should be noted that it is not always possible to make close matches in DUCO to DULUX colors and vice versa.

Every possible precaution is taken to provide the refinish trade with accurate DUCO and DULUX color matches. Due to circumstances beyond our control, we cannot be responsible for inaccurate color matches resulting from changes in standards by automobile manufacturers without our knowledge, change of car colors on aging, and color variances caused by application methods, etc. We will assume responsibility only for factory color matches to established Du Pont color standards.

As the accuracy of color matches made with the Du Pont Color Blending Service depends on the individual operating the equipment, we will assume responsibility only for the uniformity of our mixing enamels and lacquers.

SEE OTHER SIDE FOR 1952-1953-1954 AND 1955 DODGE PASSENGER CAR COLORS

1952-1953-1954 and 1955 Dodge Colors

1952 DODGE

| DUCO | DULUX | Color | Comb. No. | DUCO | DULUX | Color | Comb. No. |
|---------|------------|------------------------|--------------------------------|---------|-------------|-------------------------|--------------|
| ★116-M | 93-6332-M | Air Cruiser Red | 562, 576 (L) | 1298-M | 181-10657-M | Fiesta Maroon Metallic | 564 |
| ★736M | 93-81390 | Victoria Ivory | *565, 581 (L) | ★1398-G | 181-10517-K | Manchu Green Metallic | 525 |
| ★909M | 93-81566 | Nassau Beige | 545, 579 (L) | ★1399-G | 181-10699-K | Oakwood Bronze Metallic | 548, 579 (U) |
| ★910M | 93-81568 | Dominion Blue | 506 | ★1411M | 181-24142 | Gypsy Green Metallic | 522, 582 (U) |
| ★1159M | 93-55803 | Heron Gray | 535 | ★1421M | 93-57223 | †Arabian Blue | 584 (L) |
| ★1160M | 93-55804 | Pitcairn Blue | 505, 570 (L) | ★1422M | 93-57224 | †Pagoda Gray | 584 (U) |
| ★1164M | 93-71488 | Dover Gray | 536, 570 (U), 576 (L), 580 (L) | ★1423M | 93-71894 | †Riviera Green | 583 (U) |
| ★1165M | 93-71489 | Sea Mist Green | 520 | 1512-G | No Match | †Advance Green Metallic | 583 (L) |
| ★1214M | 93-55923-G | Silhouette Green No. 1 | 524, 582 (L) | | | | |
| ★1216-M | 93-55929-M | Dynasty Maroon | 563 | | | | |

*Convertible model.
†Spring colors, limited production.

1953 DODGE

| DUCO | DULUX | Color | Comb. No. | DUCO | DULUX | Color | Comb. No. |
|---------|-------------|-------------------------|--------------|---------|-------------|-----------------------|--|
| ★909M | 93-81566 | Nassau Beige | 545, 579 (L) | ★1490M | 93-57283 | Shoreham Ivory | 565, 570 (L), 573 (U) through 577 (U), 579 (L) |
| ★1159M | 93-55803 | Heron Gray | 535 | 1513-H | 93-57294-H | Esquire Red | 562, 577 (L), 579 (U) |
| ★1164M | 93-71488 | Dover Gray | 536, 572 (L) | ★1516M | 93-57330 | Bimini Blue | 505, 573 (L) |
| ★1165M | 93-71489 | Sea Mist Green | 520, 574 (L) | ★1670-H | 181-10873-K | †Shoal Green Metallic | 581 (L), 582 (U) |
| ★1214M | 93-55923-G | Silhouette Green | 524, 571 (L) | ★1671M | 93-57588 | †Seashore Green | 581 (U), 582 (L) |
| 1298-M | 181-10657-M | Fiesta Maroon Metallic | 564, 578 (U) | ★1673M | 93-57529 | †Mecca Blue | 580 (L) |
| ★1399-G | 181-10699-K | Oakwood Bronze Metallic | 548, 576 (L) | | | | |
| ★1411M | 181-24142 | Gypsy Green Metallic | 522, 575 (L) | | | | |
| ★1419M | 181-10654 | Fairfax Blue Metallic | 507, 572 (U) | | | | |

†Spring colors, limited production.

1954 DODGE

| DUCO | DULUX | Color | Comb. No. | DUCO | DULUX | Color | Comb. No. |
|---------|-------------|-------------------------|---|---------|-------------|---------------------------|---|
| 1513-H | 93-57294-H | Esquire Red | 550, 571 (L), 572 (U), 573 (U) | ★1801M | 93-57681 | Willow Green | 515, 566 (U), 567 (U), 569 (L) |
| ★1776M | 93-57679 | Bedford Blue | 506, 561 (L), 562 (U), 564 (U), 565 (U) | ★1802M | 93-57691 | Dawn Gray | 530, 560 (U), 563 (U), 564 (L), 573 (L) |
| ★1777M | 93-57680 | Bermuda Blue | 505, 562 (L) | ★1810-H | 181-14133-H | Cumberland Green Metallic | 517, 566 (L), 569 (U), 570 (U) |
| ★1778-H | 93-57685 | Berkshire Green | 516, 567 (L), 568 (L) | ★1932-H | 93-58012-H | †Pace Car Yellow | 556 |
| ★1779-H | 181-14132-H | Lancaster Blue Metallic | 507, 560 (L) | ★1941M | 93-58073 | Biscay Green | 582 (L), 583 (U) |
| ★1789M | 93-57683 | Wing Gray | 531, 563 (L) | ★1942M | 93-58075 | Saratoga White | 580 (U), 581 (L), 582 (U), 583 (L) |
| ★1790M | 93-57684 | Sunsand | 540, 561 (U), 565 (L), 568 (U), 570 (L), 571 (U), 572 (L) | ★1944-H | 93-58074-H | Spanish Coral | 580 (L), 581 (U) |

†Limited production.

1955 DODGE

| DUCO | DULUX | Color | Comb. No. | DUCO | DULUX | Color | Comb. No. |
|---------|------------|----------------|---|---------|-------------|-------------------------|--------------------------------|
| ★2043M | 93-58538 | Emerald Green | 516, 563 (U), 564 (L), 566 (U) | ★2096-H | 181-14285-H | Satin Green Metallic | 517, 563 (L), 564 (U), 565 (U) |
| ★2045 | 93-58539 | Heather Rose | 550, 569 (L), 571 (U) | ★2097M | 93-58621-H | Fantasy Yellow | 556, 573 (L), 574 (L) |
| ★2092M | 93-58620 | Chiffon Green | 515, 565 (L), 566 (L) | ★2112M | 93-58692 | Halo Blue | 505, 560 (U), 561 (L) |
| ★2093M | 93-58666 | Cashmere Gray | 530, 567 (L) | 2113-H | 181-14293-H | Regal Burgundy Metallic | 552, 575 (L) |
| ★2094M | 93-58667 | Sapphire White | 555, 562 (U), 570 (L), 571 (L), 572 (U), 573 (U), 575 (U) | ★2114M | 93-58740 | Parisian Blue | 506, 562 (L) |
| ★2095-H | 93-58577-H | Cameo Red | 551, 567 (U), 568 (L), 570 (U) | ★2115M | 181-14431-H | Admiral Blue Metallic | 507, 560 (L), 561 (U) |

★A Du Pont mixing machine formula for DULUX Enamel is available.
■A Du Pont mixing machine formula for DUCO Lacquer is available.

The above Dodge colors are available to Refinishers from Distributors of Du Pont Refinishing Materials.



BETTER THINGS FOR BETTER LIVING . . . THROUGH CHEMISTRY

PRINTED IN U. S. A.

(1-125M)

1956 DODGE COLORS

"DUCO" STOCK, ORDER AND CODE NUMBER

Combination Number

★2094■
 246-58667 Sapphire White
 246-0953 (246-0097) White
 246-0630 (246-064) Ferrite Yellow
 246-0222 (246-025) Black

555, 560 (U), 560-1 (U), 560-4 (S),
 561-2 (R), 562 (U), 562-1 (U), 562-3 (S),
 563-2 (R), 564 (U), 564-1 (U), 564-3 (S),
 565-2 (R), 567-2 (R), 568-2 (R), 570 (U),
 570-1 (U), 570-3 (S), 571-2 (R), 572 (U),
 572-1 (U), 572-3 (S), 573-2 (R), 574-2 (R),
 575 (U), 575-1 (U), 575-3 (S)

DUCO ★2094■ } Sapphire White
 DULUX 93-58667 }

★2323■
 246-59760 Cloud Gray
 246-0953 (246-0097) White
 246-0222 (246-025) Black
 246-0630 (246-064) Ferrite Yellow

540, 567 (L), 567-1 (L), 567-2 (L)

DUCO ★2323■ } Cloud Gray
 DULUX 93-59760 }

★2324-H■
 202-59848-H Royal Blue Metallic
 246-0519-H (246-0594-H) Organic Blue
 246-0953 (246-0097) White
 246-0785-H Blue-Toned Green
 202-081 Metallic Base (Coarse)

506, 561 (U), 561-1 (U), 561-2 (S),
 562 (L), 562-1 (L), 562-3 (L)

DUCO ★2324-H■ } Royal Blue
 DULUX 181-14790-H } Metallic

★2325■
 246-59849 Wedgewood Blue
 246-0953 (246-0097) White
 246-0519-H (246-0594-H) Organic Blue
 246-0222 (246-025) Black
 246-0785-H Blue-Toned Green

505, 561 (L), 561-1 (L), 561-2 (L)

DUCO ★2325■ } Wedgewood Blue
 DULUX 93-59849 }

★2326
 246-59850 Sea Foam Green
 246-0953 (246-0097) White
 246-0630 (246-064) Ferrite Yellow
 246-0785-H Blue-Toned Green
 246-0612-H Green Gold Toner
 246-0222 (246-025) Black

517, 565 (L), 565-1 (L), 565-2 (L),
 566 (U), 566-1 (U), 566-3 (S)

DUCO ★2326 } Sea Foam Green
 DULUX 93-59850 }

★2327■
 202-59851 Jade Green Metallic
 246-0953 (246-0097) White
 246-0785-H Blue-Toned Green
 246-0484 Brown
 246-0222 (246-025) Black
 202-081 Metallic Base (Coarse)

518, 565 (U), 565-1 (U), 565-2 (S),
 566 (L), 566-1 (L), 566-3 (L)

DUCO ★2327■ } Jade Green
 DULUX 181-14791 } Metallic

★2328■
 202-59852 Neptune Green Metallic
 246-0953 (246-0097) White
 246-0785-H Blue-Toned Green
 246-0519-H (246-0594-H) Organic Blue
 246-0222 (246-025) Black
 202-081 Metallic Base (Coarse)

516, 564 (L), 564-1 (L), 564-3 (L)

DUCO ★2328■ } Neptune Green
 DULUX 181-14792 } Metallic

★2329■
 246-59853 Aquamarine
 246-0953 (246-0097) White
 246-0785-H Blue-Toned Green
 246-0519-H (246-0594-H) Organic Blue
 246-0222 (246-025) Black

515, 563 (L), 563-1 (L), 563-2 (L)

DUCO ★2329■ } Aquamarine
 DULUX 93-59853 }

★A Du Pont mixing machine formula for DULUX Enamel is available.

■A Du Pont mixing machine formula for DUCO Lacquer is available.



See Reverse Side for 1956 Dodge Color Combination Numbers—→

ISSUED JANUARY 5, 1956

1956 DODGE COLOR COMBINATION NUMBERS

| Combination Number | DUCO Stock Number | Color |
|--------------------|-------------------|------------------------------|
| 501 | #44 | Jewell Black |
| 505 | 2325 | Wedgewood Blue |
| 506 | 2324-H | Royal Blue Metallic |
| 515 | 2329 | Aquamarine |
| 516 | 2328 | Neptune Green Metallic |
| 517 | 2326 | Sea Foam Green |
| 518 | 2327 | Jade Green Metallic |
| 540 | 2323 | Cloud Gray |
| 541 | 2333 | Iridescent Charcoal Metallic |
| 550 | 2331 | Chinese Rose |
| 551 | 2330-H | Oriental Coral |
| 552 | 2334-H | Garnet Metallic |
| 555 | 2094 | Sapphire White |
| 556 | 2332 | Crown Yellow |

The two- and three-tone combinations being offered on the 1956 model Dodge passenger cars follow:

| Com- bination Number | DUCO Stock Number | Upper or Roof Color | DUCO Stock Number | Saddle Color | DUCO Stock Number | Lower Color |
|----------------------------|-------------------------|-------------------------------|-------------------------|------------------------------|-------------------------|------------------------|
| 560 | 2094 | Sapphire White} | — | — | #44 | Jewell Black |
| 560-1 | 2094 | Sapphire White} | — | — | #44 | Jewell Black |
| 560-4 | 2330-H | Oriental Coral | 2094 | Sapphire White | #44 | Jewell Black |
| 561 | 2324-H | Royal Blue Metallic} | — | — | 2325 | Wedgewood Blue |
| 561-1 | 2324-H | Royal Blue Metallic} | — | — | 2325 | Wedgewood Blue |
| 561-2 | 2094 | Sapphire White | 2324-H | Royal Blue Metallic | 2325 | Wedgewood Blue |
| 562 | 2094 | Sapphire White} | — | — | 2324-H | Royal Blue Metallic |
| 562-1 | 2094 | Sapphire White} | — | — | 2324-H | Royal Blue Metallic |
| 562-3 | #44 | Jewell Black | 2094 | Sapphire White | 2324-H | Royal Blue Metallic |
| 563 | #44 | Jewell Black} | — | — | 2329 | Aquamarine |
| 563-1 | #44 | Jewell Black} | — | — | 2329 | Aquamarine |
| 563-2 | 2094 | Sapphire White | #44 | Jewell Black | 2328 | Neptune Green Metallic |
| 564 | 2094 | Sapphire White} | — | — | 2328 | Neptune Green Metallic |
| 564-1 | 2094 | Sapphire White} | — | — | 2328 | Neptune Green Metallic |
| 564-3 | #44 | Jewell Black | 2094 | Sapphire White | 2328 | Neptune Green Metallic |
| 565 | 2327 | Jade Green Metallic} | — | — | 2326 | Sea Foam Green |
| 565-1 | 2327 | Jade Green Metallic} | — | — | 2326 | Sea Foam Green |
| 565-2 | 2094 | Sapphire White | 2327 | Jade Green Metallic | 2326 | Sea Foam Green |
| 566 | 2326 | Sea Foam Green} | — | — | 2327 | Jade Green Metallic |
| 566-1 | 2326 | Sea Foam Green} | — | — | 2327 | Jade Green Metallic |
| 566-3 | #44 | Jewell Black | 2326 | Sea Foam Green | 2327 | Jade Green Metallic |
| 567 | 2333 | Iridescent Charcoal Metallic} | — | — | 2323 | Cloud Gray |
| 567-1 | 2333 | Iridescent Charcoal Metallic} | — | — | 2323 | Cloud Gray |
| 567-2 | 2094 | Sapphire White | 2333 | Iridescent Charcoal Metallic | 2323 | Cloud Gray |
| 568 | 2333 | Iridescent Charcoal Metallic} | — | — | 2331 | Chinese Rose |
| 568-1 | 2333 | Iridescent Charcoal Metallic} | — | — | 2331 | Chinese Rose |
| 568-2 | 2094 | Sapphire White | 2333 | Iridescent Charcoal Metallic | 2331 | Chinese Rose |
| 569 | 2334-H | Garnet Metallic} | — | — | 2331 | Chinese Rose |
| 569-1 | 2334-H | Garnet Metallic} | — | — | 2331 | Chinese Rose |
| 569-3 | #44 | Jewell Black | 2334-H | Garnet Metallic | 2331 | Chinese Rose |
| 570 | 2094 | Sapphire White} | — | — | 2331 | Chinese Rose |
| 570-1 | 2094 | Sapphire White} | — | — | 2331 | Chinese Rose |
| 570-3 | #44 | Jewell Black | 2094 | Sapphire White | 2331 | Chinese Rose |
| 571 | 2333 | Iridescent Charcoal Metallic} | — | — | 2330-H | Oriental Coral |
| 571-1 | 2333 | Iridescent Charcoal Metallic} | — | — | 2330-H | Oriental Coral |
| 571-2 | 2094 | Sapphire White | 2333 | Iridescent Charcoal Metallic | 2330-H | Oriental Coral |
| 572 | 2094 | Sapphire White} | — | — | 2330-H | Oriental Coral |
| 572-1 | 2094 | Sapphire White} | — | — | 2330-H | Oriental Coral |
| 572-3 | #44 | Jewell Black | 2094 | Sapphire White | 2330-H | Oriental Coral |
| 573 | #44 | Jewell Black} | — | — | 2334-H | Garnet Metallic |
| 573-1 | #44 | Jewell Black} | — | — | 2334-H | Garnet Metallic |
| 573-2 | 2094 | Sapphire White | #44 | Jewell Black | 2334-H | Garnet Metallic |
| 574 | 2333 | Iridescent Charcoal Metallic} | — | — | 2332 | Crown Yellow |
| 574-1 | 2333 | Iridescent Charcoal Metallic} | — | — | 2332 | Crown Yellow |
| 574-2 | 2094 | Sapphire White | 2333 | Iridescent Charcoal Metallic | 2332 | Crown Yellow |
| 575 | 2094 | Sapphire White} | — | — | 2332 | Crown Yellow |
| 575-1 | 2094 | Sapphire White} | — | — | 2332 | Crown Yellow |
| 575-3 | #44 | Jewell Black | 2094 | Sapphire White | 2332 | Crown Yellow |

1956 DODGE COLORS

"DUCO" STOCK, ORDER AND CODE NUMBER

Combination Number

★2421-H■

246-90269-H Misty Orchid †
 246-0953 (246-0097) White
 246-0312-H Fast Red
 246-0222 (246-025) Black
 246-0519-H (246-0594-H) Organic Blue

576-1 (U)

DUCO ★2421-H■ Misty Orchid
 DULUX 93-90269)

★2422■

246-90270 Regal Orchid
 246-0953 (246-0097) White
 246-0222 (246-025) Black
 246-0312-H Fast Red

576-1 (L)

DUCO ★2422■ Regal Orchid
 DULUX 93-90270)

★A Du Pont mixing machine formula for DULUX Enamel is available.
 ■A Du Pont mixing machine formula for DUCO Lacquer is available.
 †"For Touch-Up Only." Not recommended for panel repair or over-all refinishing.



ISSUED JUNE 5, 1956

(2-125M)

PRINTED IN U. S. A.

www.lackman.com

1957 DODGE TRUCK COLORS

"DULUX" CODE AND COLOR

| | Part Number |
|---------------------------------------|-------------|
| ★93-71939-H Ecuador Blue | (C-2035-E) |
| ★93-72213 Ponchartrain Green | (C-3112-E) |
| ★93-72397-H Dodge Red No. 3 (Bleeder) | (C-7021-E) |

The above colors are repeats from previous production.

The following new 1957 Dodge Truck colors have been added:

"DULUX" CODE AND COLOR

| | Part Number | |
|-------------------------------------|-------------|---------------------------|
| ★93-74789-H Bayview Green (Bleeder) | (C-3173-E) | ★93-74789-H Bayview Green |
| ★93-74790 Stone Gray | (C-5139-E) | ★93-74790 Stone Gray |
| ★93-74791 Mojave Beige | (C-8047-E) | ★93-74791 Mojave Beige |
| ★93-74902 Pacific Blue | (C-2156-E) | ★93-74902 Pacific Blue |
| ★93-75043-H Omaha Orange | (C-7060-E) | ★93-75043-H Omaha Orange |
| 93-75113-H Bermuda Coral (Bleeder) | (C-7073-E) | 93-75113-H Bermuda Coral |

★A Du Pont mixing machine formula for DULUX Enamel is available.

www.lackman.com

"DUCO" STOCK, ORDER AND CODE NUMBER

***2609■**
202-91012 Metallic Charcoal (Bleeder)

Combination and Part Number
GGG
(C-5129-Y)



DUCO *2609■ } Metallic
DULUX 181-15193 } Charcoal

2610-H■
246-91013-H Flame Red † (Bleeder)


HHH
(C-7062-E)



DUCO 2610-H■ } Flame Red
DULUX 93-91013-H }

***2618-H■**
246-91015-H Sunshine Yellow (Bleeder)

KKK
(C-9097-E)



DUCO *2618-H■ } Sunshine Yellow
DULUX 93-91015 }

***2619■**
260-90549 Gallant Gold "Metalli-Chrome" (Bleeder)

PPP
(C-9100-Y)



DUCO *2619■ } Gallant Gold
DULUX 181-14984 } Metallic

***2627■**
202-91008 Forest Green Metallic

EEE
and Int.
(C-3157-Y)



DUCO *2627■ } Forest Green
DULUX 181-15192 } Metallic

★A Du Pont mixing machine formula for DULUX Enamel is available.
■A Du Pont mixing machine formula for DUCO Lacquer is available.
†For "Touch-Up Only." Not recommended for panel repair or over-all refinishing.

ORDER ONLY BY "DUCO" STOCK ORDER NUMBER

INTERIOR COLORS

| DUCO Stock Order Number | Color | Part Number |
|-------------------------|------------------------|-------------|
| 2540 | †Velvet Blue Metallic | C-2142-Y |
| 2541 | Ice Blue | C-2161-E |
| 2547 | Sand Dune White | C-9105-E |
| 2627 | †Forest Green Metallic | C-3157-Y |

†Also used as exterior colors.

NOTE: DUCO mixing machine formulas only are available for the following 1957 Dodge interior colors:

| DUCO Formula File Number | Color | Part Number |
|--------------------------|----------------------|-------------|
| 82734 | Parrot Blue | C-2171-SB |
| 82736 | Sea Green | C-3194-B |
| 82737 | Falstaff Green | C-3180-SB |
| 82738 | China Green | C-3181-B |
| 82740 | Silver Gray Metallic | C-5148-B |
| 82741 | African Gray | C-5151-B |
| 82742 | Goldtone Tan | C-8539-B |
| 82767 | Sprout Green | C-3188-B |
| 82804 | Oak Gray | C-5154-B |

IMPORTANT: Where semi-gloss is required, addition of #4528 Flattening Compound is recommended in accordance with label instructions.

SEE OTHER SIDE FOR 1953-1954-1955 AND 1956 DODGE PASSENGER CAR COLORS

1953-1954-1955 and 1956 Dodge Colors

1953 DODGE

| DUCO | DULUX | Color | Comb. No. | DUCO | DULUX | Color | Comb. No. |
|----------|-------------|-------------------------|--------------|----------|-------------|-----------------------|--|
| ★909■ | 93-81566 | Nassau Beige | 545, 579 (L) | ★1490■ | 93-57293 | Shoreham Ivory | 565, 570 (L), 573 (U) through 577 (U), 579 (L) |
| ★1159■ | 93-55803 | Heron Gray | 535 | ★1513-H | 93-57294-H | Esquire Red | 562, 577 (L), 579 (U) |
| ★1164■ | 93-71488 | Dover Gray | 536, 572 (L) | ★1516■ | 93-57330 | Bimini Blue | 505, 573 (L) |
| ★1165■ | 93-71489 | Sea Mist Green | 520, 574 (L) | ★1670-H■ | 181-10873-H | †Shoal Green Metallic | 581 (L), 582 (U) |
| ★1214■ | 93-55923-H | Silhouette Green | 524, 571 (L) | ★1671■ | 93-57528 | †Seashore Green | 581 (U), 582 (L) |
| ★1298-H | 181-10657-H | Fiesta Maroon Metallic | 564, 578 (U) | ★1673■ | 93-57529 | †Mecca Blue | 580 (L) |
| ★1399-H■ | 181-10699-H | Oakwood Bronze Metallic | 548, 576 (L) | | | | |
| ★1411■ | 181-24142 | Gypsy Green Metallic | 522, 575 (L) | | | | |
| ★1419■ | 181-10654 | Fairfax Blue Metallic | 507, 572 (U) | | | | |

†Spring colors, limited production.

1954 DODGE

| DUCO | DULUX | Color | Comb. No. | DUCO | DULUX | Color | Comb. No. |
|----------|-------------|-------------------------|---|----------|-------------|---------------------------|---|
| ★1513-H | 93-57294-H | Esquire Red | 550, 571 (L), 572 (U), 573 (U) | ★1801■ | 93-57681 | Willow Green | 515, 566 (U), 567 (U), 569 (L) |
| ★1776■ | 93-57679 | Bedford Blue | 506, 561 (L), 562 (U), 564 (U), 565 (U) | ★1802■ | 93-57691 | Dawn Gray | 530, 560 (U), 563 (U), 564 (L), 573 (L) |
| ★1777■ | 93-57680 | Bermuda Blue | 505, 562 (L) | ★1810-H■ | 181-14133-H | Cumberland Green Metallic | 517, 566 (L), 569 (U), 570 (U) |
| ★1778-H■ | 93-57685 | Berkshire Green | 516, 567 (L), 568 (L) | ★1932-H■ | 93-58012-H | †Pace Car Yellow | 556 |
| ★1779-H■ | 181-14132-H | Lancaster Blue Metallic | 507, 560 (L) | ★1941■ | 93-58073 | Biscay Green | 582 (L), 583 (U) |
| ★1789■ | 93-57683 | Wing Gray | 531, 563 (L) | ★1942■ | 93-58075 | Saratoga White | 580 (U), 581 (L), 582 (U), 583 (L) |
| ★1790■ | 93-57684 | Sunsand | 540, 561 (U), 565 (L), 568 (U), 570 (L), 571 (U), 572 (L) | ★1944-H | 93-58074-H | Spanish Coral | 580 (L), 581 (U) |

†Limited production.

1955 DODGE

| DUCO | DULUX | Color | Comb. No. | DUCO | DULUX | Color | Comb. No. |
|---------|------------|----------------|---|----------|-------------|-------------------------|--------------------------------|
| ★2043■ | 93-58538 | Emerald Green | 516, 563 (U), 564 (L), 566 (U) | ★2096-H■ | 181-14285-H | Satin Green Metallic | 517, 563 (L), 564 (U), 565 (U) |
| ★2045 | 93-58539 | Heather Rose | 550, 569 (L), 571 (U) | ★2097■ | 93-58621-H | Fantasy Yellow | 556, 573 (L), 574 (L) |
| ★2092■ | 93-58620 | Chiffon Green | 515, 565 (L), 566 (L) | ★2112■ | 93-58692 | Halo Blue | 505, 560 (U), 561 (L) |
| ★2093■ | 93-58666 | Cashmere Gray | 530, 567 (L) | ★2113-H | 181-14293-H | Regal Burgundy Metallic | 552, 575 (L) |
| ★2094■ | 93-58667 | Sapphire White | 555, 562 (U), 570 (L), 571 (L), 572 (U), 573 (U), 575 (U) | ★2114■ | 93-58740 | Parisian Blue | 506, 562 (L) |
| ★2095-H | 93-58577-H | Cameo Red | 551, 567 (U), 568 (L), 570 (U) | ★2115■ | 181-14431-H | Admiral Blue Metallic | 507, 560 (L), 561 (U) |

1956 DODGE

| DUCO | DULUX | Color | Comb. No. | DUCO | DULUX | Color | Comb. No. |
|----------|-------------|------------------------|---|----------|-------------|------------------------------|---|
| ★2094■ | 93-58667 | Sapphire White | 555, 560 (U), 560-1 (U), 560-4 (S), 561-2 (R), 562 (U), 562-1 (U), 562-3 (S), 563-2 (R), 564 (U), 564-1 (U), 564-3 (S), 565-2 (R), 567-2 (R), 568-2 (R), 570 (U), 570-1 (U), 570-3 (S), 571-2 (R), 572 (U), 572-1 (U), 572-3 (S), 573-2 (R), 574-2 (R), 575 (U), 575-1 (U), 575-3 (S) | ★2331■ | 93-59856 | Chinese Rose | 550, 568 (L), 568-1 (L), 568-2 (L), 569 (L), 569-1 (L), 569-3 (L), 570 (L), 570-1 (L), 570-3 (L) |
| ★2323■ | 93-59760 | Cloud Gray | 540, 567 (L), 567-1 (L), 567-2 (L) | ★2332■ | 93-59857-H | Crown Yellow | 556, 574 (L), 574-1 (L), 574-2 (L), 575 (L), 575-1 (L), 575-3 (L) |
| ★2324-H■ | 181-14790-H | Royal Blue Metallic | 506, 561 (U), 561-1 (U), 561-2 (S), 562 (L), 562-1 (L), 562-3 (U) | ★2333■ | 181-14793 | Iridescent Charcoal Metallic | 541, 567 (U), 567-1 (U), 567-2 (S), 568 (U), 568-1 (U), 568-2 (S), 571 (U), 571-1 (U), 571-2 (S), 574 (U), 574-1 (U), 574-2 (S) |
| ★2325■ | 93-59849 | Wedgewood Blue | 505, 561 (L), 561-2 (L), 561-1 (L), 561-2 (L) | ★2334-H | 181-14794-H | Garnet Metallic | 552, 569 (U), 569-1 (U), 569-3 (S), 573 (L), 573-1 (L), 573-2 (L) |
| ★2326 | 93-59850 | Sea Foam Green | 517, 565 (U), 565-1 (L), 565-2 (L), 566 (U), 566-1 (U), 566-3 (S) | ★2421-H■ | 93-90269 | Misty Orchid | 576-1 (U) |
| ★2327■ | 181-14791 | Jade Green Metallic | 518, 565 (U), 565-1 (U), 565-2 (S), 566 (L), 566-1 (L), 566-3 (L) | ★2422■ | 93-90270 | Regal Orchid | 576-1 (L) |
| ★2328■ | 181-14792 | Neptune Green Metallic | 516, 564 (L), 564-1 (L), 564-3 (L) | | | | |
| ★2329■ | 93-59853 | Aquamarine | 515, 563 (L), 563-1 (L), 563-2 (L) | | | | |
| ★2330-H■ | 93-59832-H | †Oriental Coral | 551, 560-4 (R), 571 (L), 571-1 (L), 571-2 (L), 572 (L), 572-1 (L), 572-3 (L) and Int. | | | | |

NOTE: DUCO mixing machine formulas only are available for the following 1956 Dodge interior colors:

| DUCO Formula File Number | Color | Part Number |
|--------------------------|--------------|-------------|
| 59881 | Winter Blue | C-2138-B |
| 59882 | Marine Green | C-3152-B |

★A Du Pont mixing machine formula for DULUX Enamel is available.
 ■A Du Pont mixing machine formula for DUCO Lacquer is available.

The above Dodge colors are available to Refinishers from Distributors of Du Pont Refinishing Materials.



BETTER THINGS FOR BETTER LIVING . . . THROUGH CHEMISTRY

8109

1957 DODGE COLORS

"DUCO" STOCK, ORDER AND CODE NUMBER

★2539■
246-91016 Glacier White

Combination and Part Number


LLL
(C-9108-E)



DUCO ★2539■ } Glacier White
DULUX 93-91016 }

★2540■
202-91005 Velvet Blue Metallic

CCC
and Int.
(C-2142-Y)



DUCO ★2540■ } Velvet Blue
DULUX 181-15190 } Metallic

★2541■
246-91006 Ice Blue


BBB
and Int.
(C-2161-E)



DUCO ★2541■ } Ice Blue
DULUX 93-91006 }

★2542■
246-91007 Turquoise


MMM
(C-2162-E)



DUCO ★2542■ } Turquoise
DULUX 93-91007 }

★2543■
246-91009 Misty Green

DDD
(C-3158-E)



DUCO ★2543■ } Misty Green
DULUX 93-91009 }

★2544■
246-91010 Heather Green


SSS
(C-3174-E)



DUCO ★2544■ } Heather Green
DULUX 93-91010 }

★2545■
246-91011 Moonstone Gray


FFF
(C-5124-E)



DUCO ★2545■ } Moonstone Gray
DULUX 93-91011 }

2546-H■
246-91014-H Tropical Coral †

NNN
(C-7063-E)



DUCO 2546-H■ } Tropical Coral
DULUX 93-91014 }

★A Du Pont mixing machine formula for DULUX Enamel is available.
■A Du Pont mixing machine formula for DUCO Lacquer is available.
†For "Touch-Up Only" Not recommended for panel repair or over-all refinishing.



ISSUED NOVEMBER 30, 1956

See Reverse Side for an Explanation of the 1957 Dodge Color Combinations →

1957 DODGE COLOR COMBINATIONS

Over-all color combinations are so indicated on Sheets 1 and 2.

All Chrysler Divisions have adopted the single, double or triple letter system for identifying the exterior body finishes of their 1957 model cars.

NOTE: Where one or a series of three letters are shown on the identification plate, the car was finished over-all at the factory in the same color. If the letters shown are different, the color identified by the first letter was used as the *Upper*, that of the second letter as the *Middle* or *Lower* color, the third letter (if it is a three-tone combination) the *Lower* color.

Color combination letters will appear on a plate on the upper front portion of the firewall, near fender—under the hood.

NOTE: Most colors in this bulletin are available in both DUCO and DULUX; however, it should be noted that it is not always possible to make close matches in DUCO to DULUX colors and vice versa.

Every possible precaution is taken to provide the refinish trade with accurate DUCO and DULUX color matches. Due to circumstances beyond our control, we cannot be responsible for inaccurate color matches resulting from changes in standards by automobile manufacturers without our knowledge, change of car colors on aging, and color variances caused by application methods, etc. We will assume responsibility only for factory color matches to established Du Pont color standards.

As the accuracy of color matches made with the Du Pont Color Blending Service depends on the individual operating the equipment, we will assume responsibility only for the uniformity of our mixing enamels and lacquers.

IMPORTANT! PLEASE NOTE:

1957 DODGE LOS ANGELES PRODUCTION ONLY

The following 1957 Chrysler colors have been adopted for 1957 Dodge production at Los Angeles only. (See the 1957 Chrysler Motor Car Service Bulletin No. 24 for color chips.)

| "DUCO" STOCK, ORDER AND CODE NUMBER | "DULUX" | Combination and Part Number |
|---------------------------------------|-----------------------------------|-----------------------------|
| ★2355■ 246-59835 Cloud White | Chrysler 93-59835 | C-9081-E |
| ★2355■ 246-59835 Glacier White | Dodge (L.A.) 93-59835 | C-9081-E |
| 2623-H■ 246-91108-H Gaughin Red | Chrysler 93-91108-H | C-7064-E |
| 2623-H■ 246-91108-H Tropical Coral | Dodge (L.A.) 93-91108-H | C-7064-E |

★A Du Pont mixing machine formula for DULUX Enamel is available.

■A Du Pont mixing machine formula for DUCO Lacquer is available.

"DUCO" STOCK, ORDER AND CODE NUMBER

Combination and Part Number

★2844■
246-92137 Beige

M
(C-8061-ES)



DUCO ★2844■ } Beige
DULUX 93-92137 }

★2862■
202-92136 Charcoal Metallic


L
(C-5168-YS)



DUCO ★2862■ } Charcoal
DULUX 181-15534 } Metallic

★2868■
202-92139 Gold Metallic


Z
(C-9123-YS)



DUCO ★2868■ } Gold
DULUX 181-15536 } Metallic

★2869■
202-92135 Silver Metallic

K
(C-5159-YS)



DUCO ★2869■ } Silver
DULUX No Match } Metallic

★2870
202-92318 Sand Metallic

N
(C-4104-YS)



DUCO ★2870 } Sand
DULUX 181-15535 } Metallic

★A Du Pont mixing machine formula for DULUX Enamel is available.
■A Du Pont mixing machine formula for DUCO Lacquer is available.

NOTE: Sand Metallic, Part No. N-(C-4096-YS), was used on limited production at Detroit up to Series LD-1, #1121; LD-2, #1568 and LD-3, #1428, and at Delaware up to Series LD-1N, #1128; LD-2N, #1074 and LD-3N, #1013.

A DUCO mixing machine formula, 92138, is available.

**ORDER ONLY BY "DUCO" STOCK ORDER NUMBER
INTERIOR COLORS**

| DUCO Stock Order Number | Color | Part Number |
|-------------------------|--|-------------|
| 2833 | †Castle Blue (Wedgewood) | C-2198-B |
| 2838 | †Comet Blue Metallic (Sapphire Metallic) | C-2188-B |
| 2839 | †Mecca Green Metallic (Moss Metallic) | C-3193-B |

†Also used as exterior colors.

NOTE: DUCO mixing machine formulas only are available for the following 1958 Dodge interior colors:

| DUCO Formula File Number | Color | Part Number |
|--------------------------|----------------------|-------------|
| 82740 | Silver Gray | C-5148-B |
| 92359 | Swiss Green | C-3210-B |
| 92360 | Sable Brown Metallic | C-4099-B |
| 92361 | Pearl Beige | C-8066-B |
| 92362 | Indian Ivory | C-9118-B |
| No Formula | Sunset Tan Metallic | C-4105-B |

IMPORTANT: Where semi-gloss is required, addition of #4528 Flattening Compound is recommended in accordance with label instructions.

SEE OTHER SIDE FOR 1954-1955-1956 AND 1957 DODGE PASSENGER CAR COLORS

1954-1955-1956 and 1957 Dodge Colors

1954 DODGE

| DUCO | DULUX | Color | Comb. No. | DUCO | DULUX | Color | Comb. No. |
|---------|-------------|-------------------------|---|---------|-------------|---------------------------|---|
| ★1513-H | 93-57294-H | Esquire Red | 550, 571 (L), 572 (U), 573 (U) | ★1801 | 93-57681 | Willow Green | 515, 566 (U), 567 (U), 569 (L) |
| ★1776 | 93-57679 | Bedford Blue | 506, 561 (L), 562 (U), 564 (U), 565 (U) | ★1802 | 93-57691 | Dawn Gray | 530, 560 (U), 563 (U), 564 (L), 573 (L) |
| ★1777 | 93-57680 | Bermuda Blue | 505, 562 (L) | ★1810-H | 181-14133-H | Cumberland Green Metallic | 517, 566 (L), 569 (U), 570 (U) |
| ★1778-H | 93-57685 | Berkshire Green | 516, 567 (L), 568 (L) | ★1932-H | 93-58012-H | †Pace Car Yellow | 556 |
| ★1779-H | 181-14132-H | Lancaster Blue Metallic | 507, 560 (L) | ★1941 | 93-58073 | Biscay Green | 582 (L), 583 (U) |
| ★1789 | 93-57683 | Wing Gray | 531, 563 (L) | ★1942 | 93-58075 | Saratoga White | 580 (U), 581 (L), 582 (U), 583 (L) |
| ★1790 | 93-57684 | Sunsand | 540, 561 (U), 565 (L), 568 (U), 570 (L), 571 (U), 572 (L) | ★1944-H | 93-58074-H | Spanish Coral | 580 (L), 581 (U) |

1955 DODGE

| DUCO | DULUX | Color | Comb. No. | DUCO | DULUX | Color | Comb. No. |
|---------|------------|----------------|---|---------|-------------|-------------------------|--------------------------------|
| ★2043 | 93-58538 | Emerald Green | 516, 563 (U), 564 (L), 566 (U) | ★2096-H | 181-14285-H | Satin Green Metallic | 517, 563 (L), 564 (U), 565 (U) |
| ★2045 | 93-58539 | Heather Rose | 550, 569 (L), 571 (U) | ★2097 | 93-58621-H | Fantasy Yellow | 556, 573 (L), 574 (L) |
| ★2092 | 93-58620 | Chiffon Green | 515, 565 (L), 566 (L) | ★2112 | 93-58692 | Half Blue | 505, 560 (U), 561 (L) |
| ★2093 | 93-58666 | Cashmere Gray | 530, 567 (L) | ★2113-H | 181-14293-H | Regal Burgundy Metallic | 552, 575 (L) |
| ★2094 | 93-58667 | Sapphire White | 555, 562 (U), 570 (L), 571 (L), 572 (U), 573 (U), 575 (U) | ★2114 | 93-58740 | Parisian Blue | 506, 562 (L) |
| ★2095-H | 93-58577-H | Cameo Red | 551, 567 (U), 568 (L), 570 (U) | ★2115 | 181-14431-H | Admiral Blue Metallic | 507, 560 (L), 561 (U) |

1956 DODGE

| DUCO | DULUX | Color | Comb. No. | DUCO | DULUX | Color | Comb. No. |
|---------|-------------|------------------------|---|---|-------------|------------------------------|---|
| ★2094 | 93-58667 | Sapphire White | 555, 560 (U), 560-1 (U), 560-4 (S), 561-2 (R), 562 (U), 562-1 (U), 562-3 (S), 563-2 (R), 564 (U), 564-1 (U), 564-3 (S), 565-2 (R), 567-2 (R), 568-2 (R), 570 (U), 570-1 (U), 570-3 (S), 571-2 (R), 572 (U), 572-1 (U), 572-3 (S), 573-2 (R), 574-2 (R), 575 (U), 575-1 (U), 575-3 (S) | ★2331 | 93-59856 | Chinese Rose | 550, 568 (L), 568-1 (L), 568-2 (L), 569 (L), 569-1 (L), 569-3 (L), 570 (L), 570-1 (L), 570-3 (L) |
| ★2323 | 93-59760 | Cloud Gray | 540, 567 (L), 567-1 (L), 567-2 (L) | ★2332 | 93-59857-H | Crown Yellow | 556, 574 (L), 574-1 (L), 574-2 (L), 575 (L), 575-1 (L), 575-3 (L) |
| ★2324-H | 181-14790-H | Royal Blue Metallic | 506, 561 (U), 561-1 (U), 561-2 (S), 562 (L), 562-1 (L), 562-3 (L) | ★2333 | 181-14793 | Iridescent Charcoal Metallic | 541, 567 (U), 567-1 (U), 567-2 (S), 568 (U), 568-1 (U), 568-2 (S), 571 (U), 571-1 (U), 571-2 (S), 574 (U), 574-1 (U), 574-2 (S) |
| ★2325 | 93-59849 | Wedgewood Blue | 505, 561 (L), 561-1 (L), 561-2 (L) | ★2334-H | 181-14794-H | Garnet Metallic | 552, 569 (U), 569-1 (U), 569-3 (S), 573 (L), 573-1 (L), 573-2 (L) |
| ★2326 | 93-59850 | Sea Foam Green | 517, 565 (L), 565-1 (L), 565-2 (L), 566 (U), 566-1 (U), 566-3 (S) | ★2421-H | 93-90269 | Misty Orchid | 576-1 (U) |
| ★2327 | 181-14791 | Jade Green Metallic | 518, 565 (U), 565-1 (U), 565-2 (S), 566 (L), 566-1 (L), 566-3 (L) | ★2422 | 93-90270 | Regal Orchid | 576-1 (U) |
| ★2328 | 181-14792 | Neptune Green Metallic | 516, 564 (L), 564-1 (L), 564-3 (L) | †Also used as an interior body color. | | | |
| ★2329 | 93-59853 | Aquamarine | 515, 563 (L), 563-1 (L), 563-2 (L) | INTERIOR COLORS | | | |
| ★2330-H | 93-59832-H | †Oriental Coral | 551, 560-4 (R), 571 (L), 571-1 (L), 571-2 (L), 572 (L), 572-1 (L), 572-3 (L) and Int. | NOTE: DUCO mixing machine formulas only are available for the following 1956 Dodge interior colors. | | | |

1957 DODGE

| DUCO | DULUX | Color | Comb. and Part No. | DUCO | Color | Part No. |
|---------|------------|------------------------|--------------------|---|----------------------|----------|
| ★2539 | 93-91016 | Glacier White | LLL (C-9108-E) | ★2547 | Sand Dune White | C-9105-E |
| ★2540 | 181-15190 | †Velvet Blue Metallic | CCC (C-2142-Y) | NOTE: DUCO mixing machine formulas only are available for the following 1957 Dodge interior colors. | | |
| ★2541 | 93-91006 | †Ice Blue | BBB (C-2161-E) | DUCO | | |
| ★2542 | 93-91007 | Turquoise | MMM (C-2162-E) | Formula File Number | Color | Part No. |
| ★2543 | 93-91009 | Misty Green | DDD (C-3158-E) | 82734 | Parrot Blue | C-2171-B |
| ★2544 | 93-91010 | Heather Green | SSS (C-3174-E) | 82736 | Sea Green | C-3194-B |
| ★2545 | 93-91011 | Moonstone Gray | FFF (C-5124-E) | 82737 | Falstaff Green | C-3180-B |
| ★2546-H | 93-91014 | Tropical Coral | NNN (C-7063-E) | 82738 | China Green | C-3181-B |
| ★2609 | 181-15193 | Metallic Charcoal | GGG (C-5129-Y) | 82740 | Silver Gray Metallic | C-5148-B |
| ★2610-H | 93-91013-H | Flame Red | HHH (C-7062-E) | 82741 | African Gray | C-5151-B |
| ★2618-H | 93-91015 | Sunshine Yellow | KKK (C-9097-E) | 82742 | Goldtone Tan | C-8539-B |
| ★2619 | 181-14984 | Gallant Gold Metallic | PPP (C-9100-Y) | 82767 | Sprout Green | C-3188-B |
| ★2627 | 181-15192 | †Forest Green Metallic | EEE (C-3157-Y) | 82804 | Oak Gray | C-5154-B |

1957 DODGE—LOS ANGELES PRODUCTION ONLY

| DUCO | DULUX | Color | Part No. |
|---------|------------|----------------|----------|
| ★2355 | 93-59835 | Glacier White | C-9081-E |
| ★2623-H | 93-91108-H | Tropical Coral | C-7064-E |

★A Du Pont mixing machine formula for DULUX Enamel is available.
 ■A Du Pont mixing machine formula for DUCO Lacquer is available.

The above Dodge colors are available to Refinishers from Distributors of Du Pont Refinishing Materials.




BETTER THINGS FOR BETTER LIVING . . . THROUGH CHEMISTRY

"DUCO" STOCK, ORDER AND CODE NUMBER


★3050▲
246-83552 Aquamarine

Combination and Part Number
E
(C-3236-ES)




★3051▲
246-83554 Biscuit

U
(C-8074-ES)




★3052■
246-83559 Turquoise

J
(C-3235-ES)



★3054▲
202-83639 Pewter Metallic

M
(C-5178-YS)



★3056■
202-83664 Jade Metallic

F and Int.
(C-3231-YS)



Available in DULUX Only
★181-17011 Mocha Metallic

W
(C-8551-YS)



- ★A Du Pont mixing machine formula for DULUX Enamel is, or will be, available.
- A Du Pont mixing machine formula for DUCO Lacquer is, or will be, available in quantities of a pint and upwards.
- ▲A Du Pont mixing machine formula for DUCO Lacquer is, or will be, available in quantities larger than a pint.

ORDER ONLY BY "DUCO" STOCK NUMBER

SEE OTHER SIDE FOR 1955-1956-1957 AND 1958 DODGE PASSENGER CAR COLORS

1955-1956-1957 and 1958 Dodge Colors

1955 DODGE

| DUCO | DULUX | Color | Comb. No. |
|----------|------------|----------------|---|
| ★2043■ | 93-58538 | Emerald Green | 516, 563 (U), 564 (L), 566 (U) |
| ★2045 | 93-58539 | Heather Rose | 550, 569 (L), 571 (U) |
| ★2092▲ | 93-58620 | Chiffon Green | 515, 565 (L), 566 (L) |
| ★2093▲ | 93-58666 | Cashmere Gray | 530, 567 (L) |
| ★2094■ | 93-58667 | Sapphire White | 555, 562 (U), 570 (L), 571 (L), 572 (U), 573 (U), 575 (U) |
| ★2095-H▲ | 93-58577-H | Cameo Red | 551, 567 (U), 568 (L), 570 (U) |

| DUCO | DULUX | Color | Comb. No. |
|----------|-------------|-------------------------|--------------------------------|
| ★2096-H■ | 181-14285-H | Satin Green Metallic | 517, 568 (L), 564 (U), 566 (U) |
| ★2097▲ | 93-58621-H | Fantasy Yellow | 556, 573 (L), 574 (L) |
| ★2112▲ | 93-58692 | Halo Blue | 505, 560 (U), 561 (L) |
| ★2113-H■ | 181-14293-H | Regal Burgundy Metallic | 552, 575 (L) |
| ★2114■ | 93-58740 | Parisian Blue | 506, 562 (L) |
| ★2115■ | 181-14431-H | Admiral Blue Metallic | 507, 560 (L), 561 (U) |

1956 DODGE

| DUCO | DULUX | Color | Comb. No. |
|----------|-------------|------------------------------|-----------|
| ★2094■ | 93-58667 | Sapphire White | 555 |
| ★2323▲ | 93-59760 | Clay Gray | 540 |
| ★2324-H■ | 181-14790-H | Royal Blue Metallic | 506 |
| ★2325▲ | 93-59849 | Wedgewood Blue | 505 |
| ★2326 | 93-59850 | Sea Foam Green | 517 |
| ★2327■ | 181-14791 | Jade Green Metallic | 518 |
| ★2328■ | 181-14792 | Neptune Green Metallic | 516 |
| ★2329■ | 93-59853 | Aquamarine | 515 |
| ★2330-H■ | 93-59832-H | †Oriental Coral | 551 |
| ★2331▲ | 93-59856 | Chinese Rose | 550 |
| ★2332■ | 93-59857-H | Crown Yellow | 556 |
| ★2333■ | 181-14793 | Iridescent Charcoal Metallic | 541 |

| DUCO | DULUX | Color | Comb. No. |
|----------|-------------|-----------------|-----------|
| ★2334-H | 181-14794-H | Garnet Metallic | 552 |
| ★2421-H▲ | 93-90269 | Misty Orchid | 576-1 (U) |
| ★2422■ | 93-90270 | Regal Orchid | 576-1 (L) |

INTERIOR COLORS

NOTE: DUCO mixing machine formulas, only, are available for the following 1956 Dodge interior colors:

| DUCO Formula File Number | Color | Part No. |
|--------------------------|--------------|----------|
| 59881▲ | Winter Blue | C-2138-B |
| 59882▲ | Marine Green | C-3152-B |

†Also used as an interior body color.

1957 DODGE

| DUCO | DULUX | Color | Comb. and Part No. |
|----------|------------|------------------------|--------------------|
| ★2539▲ | 93-91016 | Glacier White | LLL (C-9108-E) |
| ★2540■ | 181-15190 | †Velvet Blue Metallic | CCC (C-2142-Y) |
| ★2541■ | 93-91006 | †Ice Blue | BBB (C-2161-E) |
| ★2542▲ | 93-91007 | Turquoise | MMM (C-2162-E) |
| ★2543▲ | 93-91009 | Misty Green | DDD (C-3158-E) |
| ★2544■ | 93-91010 | Heather Green | SSS (C-3174-E) |
| ★2545▲ | 93-91011 | Moonstone Gray | FFF (C-5124-E) |
| ★2546-H■ | 93-91014 | Tropical Coral | NNN (C-7063-E) |
| ★2609■ | 181-15193 | Metallic Charcoal | GGG (C-5129-Y) |
| ★2610-H■ | 93-91013-H | Flame Red | HHH (C-7062-E) |
| ★2618-H▲ | 93-91015 | Sunshine Yellow | KKK (C-9097-E) |
| ★2619■ | 181-14984 | Gallant Gold Metallic | PPP (C-9100-Y) |
| ★2627■ | 181-15192 | †Forest Green Metallic | EEE (C-3157-Y) |

| DUCO | Color | Part No. |
|--------|-----------------|----------|
| ★2547▲ | Sand Dune White | C-9105-E |

NOTE: DUCO mixing machine formulas, only, are available for the following 1957 Dodge interior colors:

| DUCO Formula File Number | Color | Part No. |
|--------------------------|----------------------|----------|
| 82734■ | Parrot Blue | C-2171-B |
| 82736■ | Sea Green | C-3194-B |
| 82737▲ | Falstaff Green | C-3180-B |
| 82738■ | China Green | C-3181-B |
| 82740■ | Silver Gray Metallic | C-5148-B |
| 82741▲ | African Gray | C-5151-B |
| 82742▲ | Goldtone Tan | C-8539-B |
| 82767▲ | Sprout Green | C-3188-B |
| 82804▲ | Oak Gray | C-5154-B |

†Also used as interior colors.

1957 DODGE—LOS ANGELES PRODUCTION ONLY

| DUCO | DULUX | Color | Part No. |
|----------|------------|----------------|----------|
| ★2355▲ | 93-59835 | Glacier White | C-9081-E |
| ★2623-H■ | 93-91108-H | Tropical Coral | C-7064-E |

1958 DODGE

| DUCO | DULUX | Color | Comb. and Part No. |
|---------|------------|------------------------------|--------------------|
| ★2539▲ | 93-91016 | Eggshell | X (C-9108-ES) |
| ★2833▲ | 93-92108 | †Wedgewood | B (C-2198-ES) |
| ★2834■ | 93-92127 | Mint | E (C-3213-ES) |
| ★2835■ | 93-92110 | Navy | D (C-2178-ES) |
| ★2836-H | 93-92121-H | Crimson | P (C-7075-ES) |
| ★2838■ | 181-15523 | †Sapphire Metallic | C (C-2188-YS) |
| ★2839■ | 181-15529 | †Moss Metallic | F (C-3193-YS) |
| ★2843■ | 93-92124 | Sunshine | V (C-9114-ES) |
| ★2844▲ | 93-92137 | Beige | M (C-8061-ES) |
| ★2862■ | 181-15534 | Charcoal Metallic | L (C-5168-YS) |
| ★2868■ | 181-15536 | Gold Metallic | Z (C-9123-YS) |
| ★2869■ | No Match | Silver Metallic | K (C-5159-YS) |
| ★2870■ | 181-15535 | Sand Metallic | N (C-4104-YS) |
| ★2907-H | 93-92847-H | Poppy Red†† | R (C-7084-ES) |
| ★2914 | 181-15657 | Frosted Turquoise Metallic†† | J (C-2215-YS) |

| DUCO | DULUX | Color | Comb. and Part No. |
|---------|-------------|-----------------------|--------------------|
| ★2915-H | 181-15774-H | Paris Rose Metallic†† | T (C-7083-YS) |

†Also used as interior colors.
††1958 Dodge spring colors.

INTERIOR COLORS

NOTE: DUCO mixing machine formulas, only, are available for the following 1958 Dodge interior colors:

| DUCO Formula File Number | Color | Part No. |
|--------------------------|----------------------|----------|
| 82740■ | Silver Gray | C-5148-B |
| 92359■ | Swiss Green | C-3210-B |
| 92360■ | Sable Brown Metallic | C-4099-B |
| 92361▲ | Pearl Beige | C-8066-B |
| 92362■ | Indian Ivory | C-9118-B |
| No Formula | Sunset Tan Metallic | C-4105-B |

★A Du Pont mixing machine formula for DULUX Enamel is available.

■A Du Pont mixing machine formula for DUCO Lacquer is available in quantities of a pint and upwards.

▲A Du Pont mixing machine formula for DUCO Lacquer is available in quantities larger than a pint.

The above Dodge colors are available to Refinishers from Distributors of Du Pont Refinishing Materials.



BETTER THINGS FOR BETTER LIVING . . . THROUGH CHEMISTRY



SPECIFY { DAL—For DITZ-LAC® Automotive Lacquer
 } DQE—For DITZCO® Quickset Enamel

**DODGE
 1959**

Paint
 Code

Paint
 Code

BB-1



DQE-11813-DAL
 BLUE DIAMOND

RR-1



DQE-70791-DAL
 RUBY

CC-1



DQE-11812-DAL
 STAR SAPPHIRE POLY.

UU-1




DQE-21642-DAL
 BISCUIT

EE-1



DQE-42315-DAL
 AQUAMARINE

WW-1



DQE-21587-DAL
 MOCHA POLY.

FF-1



DQE-42295-DAL
 JADE POLY.

XX-1



DQE-8131-DAL
 PEARL

JJ-1



DQE-11720-DAL
 TURQUOISE

YY-1



DQE-81057-DAL
 CANARY DIAMOND

LL-1



DQE-31539-DAL
 SILVER POLY.

*JJJ



DQE-11923-DAL
 FROSTED TURQUOISE POLY.

MM-1



DQE-31660-DAL
 PEWTER POLY.

*RRR



DQE-70911-DAL
 POPPY

NN-1



DQE-70884-DAL
 ROSE QUARTZ

*TTT



DQE-70923-DAL
 PARIS ROSE POLY.

PP-1



DQE-70885-DAL
 CORAL

AA-1 JET BLACK DQE-9000-DAL

*1958 SPRING COLOR

(OVER)

DITZLER COLOR DIVISION
 PITTSBURGH PLATE GLASS COMPANY

Detroit 4, Michigan

Form 5902


1959 DODGE-DODGE TRUCK COLORS

"DUCO" STOCK, ORDER AND CODE NUMBER

Combination and Part Number

★2539▲
246-91016 Pearl

X and Int.
(C-9108-ES)



DUCO ★2539▲ } Pearl
DULUX 93-91016 }

★2836-H
246-92121-H Ruby (Bleeder)


R
(C-7075-ES)



DUCO ★2836-H } Ruby
DULUX 93-92121-H }

★2869■
202-92135 Silver Metallic


L
(C-5159-YS)



DUCO ★2869■ } Silver
DULUX No Match } Metallic

★3045▲
246-83553 Rose Quartz


N
(C-7081-ES)



DUCO ★3045▲ } Rose Quartz
DULUX 93-83553 }

★3046■
246-83555 Canary Diamond

V
(C-9132-ES)



DUCO ★3046■ } Canary Diamond
DULUX 93-83555 }

★3047▲
246-83558 Blue Diamond


B
(C-2213-ES)



DUCO ★3047▲ } Blue Diamond
DULUX 93-83558 }

★3048-H■
246-83665-H Coral †

P
(C-7082-ES)



DUCO ★3048-H■ } Coral
DULUX 93-83665 }

★3049■
202-83670 Star Sapphire Metallic

C and Int.
(C-2209-YS)



DUCO ★3049■ } Star Sapphire
DULUX 181-83670 } Metallic

★A Du Pont mixing machine formula for DULUX Enamel is, or will be, available.

■A Du Pont mixing machine formula for DUCO Lacquer is, or will be, available in quantities of a pint and upwards.

▲A Du Pont mixing machine formula for DUCO Lacquer is, or will be, available in quantities larger than a pint.

†For "Touch-Up Only." Not recommended for panel repair or over-all refinishing.



See Reverse Side for an Explanation of the
1959 Dodge Color Combinations →

ISSUED NOVEMBER 12, 1958

1959 DODGE COLOR COMBINATIONS

Over-all color combinations are so indicated on Sheets 1 and 2 of this bulletin.

NOTE: A new system of codes, to identify the color combinations on the exterior surfaces of the 1959 "M" series Dodge passenger cars, consisting of two (2) letters and a number, has been adopted.

EXAMPLE: (X being White and A being Black in all instances).

- XX-1 Solid color, over-all.
- XA-2 First letter, fins color.
Second letter, color on balance of car.
- XA-3 First letter, fins and lower color.
Second letter, color on balance of car.
- XA-4 First letter, roof, fins and lower color.
Second letter, color on balance of car.

Color combination letters appear on a plate on the upper front portion of the firewall, near the fender under the hood.

NOTE: Most colors in this bulletin are available in both DUCO and DULUX; however, it should be noted that it is not always possible to make close matches in DUCO to DULUX colors and vice versa.

Every possible precaution is taken to provide the refinish trade with accurate DUCO and DULUX color matches. Due to circumstances beyond our control, we cannot be responsible for inaccurate color matches resulting from changes in standards by automobile manufacturers without our knowledge, change of car colors on aging, and color variances caused by application methods, etc. We will assume responsibility only for factory color matches to established Du Pont color standards.

As the accuracy of color matches made with the Du Pont Color Blending Service depends on the individual operating the equipment, we will assume responsibility only for the uniformity of our mixing enamels and lacquers.

INTERIOR COLORS

| DUCO Stock Number | Color | Part Number |
|----------------------|---|----------------|
| 2539▲ | †Pearl White (Pearl) | C-9108-B |
| 3049■ | †Lake Blue Metallic (Star Sapphire Metallic) | C-2209-B |
| 3056■ | †Forest Green Metallic (Jade Metallic) | C-3231-B |

†Also used as exterior colors.

NOTE: DUCO mixing machine formulas, only, are available for the following 1959 Dodge interior colors:

| DUCO Formula File Number | Color | Part Number |
|-----------------------------|------------------------------------|----------------|
| 83570■ | Lake Blue (Semi-gloss) | C-2209-SB |
| 83571▲ | Glaze Ivory | C-9129-B |
| 83572▲ | Wagon Gray | C-5162-B |
| 83573■ | Silver Gray Metallic | C-5148-B |
| 83574■ | Terra Beige Metallic (Semi-gloss) | C-8551-SB |
| 83575■ | Sierra Brown Metallic | C-4101-B |
| 83576■ | Sierra Brown (Semi-gloss) | C-4101-SB |
| 83577-H■ | Mallard Green Metallic | C-3200-B |
| 83578■ | Mallard Green (Semi-gloss) | C-3200-SB |
| 83579■ | Forest Green Metallic (Semi-gloss) | C-3231-SB |
| 83643▲ | Turquoise (Semi-gloss) | C-3235-SB |
| 83644▲ | Glaze Ivory (Semi-gloss) | C-9129-SB |
| 83671-H■ | Coral (Semi-gloss) | C-7082-SB |
| 83672■ | Canary Yellow (Semi-gloss) | C-9132-SB |

■A Du Pont mixing machine formula for DUCO Lacquer is, or will be, available in quantities of a pint and upwards.

▲A Du Pont mixing machine formula for DUCO Lacquer is, or will be, available in quantities larger than a pint.

NOTE: Where semi-gloss is required, addition of #4528 Flattening Compound is recommended in accordance with label instructions.

1955 CHRYSLER COLORS


"DUCO" STOCK, ORDER AND CODE NUMBER

Combination Number

2036★

246-58574 Porcelain Green
246-0953 (246-0097) White
246-0785-H Blue-Toned Green
246-0222 (246-025) Black

11, 38 (B), 39 (I), 63 (L),
64 (U), 83 (B), 84 (R and I)




★DUCO 2036 } Porcelain Green
DULUX 93-58574 }

2037★

246-58535 Skyline Gray
246-0953 (246-0097) White
246-0701-H (246-0751-H) Chrome Oxide Green
246-0222 (246-025) Black

16, 40 (B), 41 (I), 65 (L),
66 (U), 85 (B), 86 (R and I)




★DUCO 2037 } Skyline Gray
DULUX 93-58535 }

2038★

246-58533 Canyon Tan
246-0953 (246-0097) White
246-0312-H Fast Red
246-0630 (246-064) Ferrite Yellow
246-0222 (246-025) Black

20, 42 (B), 71 (L), 72 (U),
87 (B), 93 (R, H and UFF)



★DUCO 2038 } Canyon Tan
DULUX 93-58533 }

2039★

246-58534 Wisteria Blue
246-0953 (246-0097) White
246-0519-H (246-0594-H) Organic Blue
246-0312-H Fast Red
246-0222 (246-025) Black

5, 36 (B), 37 (I), 61 (L),
62 (U), 81 (B), 82 (R and I)



★DUCO 2039 } Wisteria Blue
DULUX 93-58534 }

2040-H★

246-58536-H Tango Red
246-0383-H Light Red
246-0381-H Dark Red
246-0222 (246-025) Black

25, 67 (L), 68 (U), 69 (U), 70 (L)



★DUCO 2040-H } Tango Red
DULUX 93-58536-H }

2084-H★

202-58632-H Jade Green Metallic (Bleeder)
246-0785-H Blue-Toned Green
246-0612-H Green Gold Toner
246-0484 Brown
246-0222 (246-025) Black
246-0953 (246-0097) White
202-081 Metallic Base (Coarse)

13, 44 (B), 75 (L), 76 (U),
89 (B), 96 (R, H and UFF)



★DUCO 2084-H } Jade Green
DULUX 181-14283-H } Metallic

2085★

246-58633 Platinum
246-0953 (246-0097) White
246-0630 (246-064) Ferrite Yellow
246-0222 (246-025) Black
246-0785-H Blue-Toned Green

30, 43 (I), 44 (I), 45 (I), 47 (I),
48 (B), 55 (B), 58 (U), 59 (L),
69 (L), 70 (U), 73 (U), 74 (L),
75 (U), 76 (L), 77 (U), 78 (L),
88 (R and I), 89 (R and I),
90 (R and I), 92 (R and I), 95 (B),
96 (B), 97 (B)



★DUCO 2085 } Platinum
DULUX 93-58633 }

2117★

246-58616 Crown Imperial Green
246-0582 Milori Blue
246-0679 (246-062) Yellow
246-0222 (246-025) Black
246-0953 (246-0097) White

14



★DUCO 2117 } Crown Imperial
DULUX 93-58616 } Green

★A Du Pont mixing machine formula for DULUX Enamel is available.



See Reverse Side for 1955 Chrysler Color Combination Numbers →

ISSUED FEBRUARY 10, 1955

1955 CHRYSLER COLOR COMBINATION NUMBERS

| Comb. No. | DUCO Stock No. | Color | Comb. No. | DUCO Stock No. | Color |
|-----------|----------------|-------------------------|-----------|----------------|------------------------|
| 1 | #44 | Black | Upper 73 | {2085 | Platinum |
| 5 | 2039 | Wisteria Blue | Lower | {2122 | Nugget Gold Metallic |
| 6 | 2119 | Rhapsody Blue Metallic | Upper 74 | {2122 | Nugget Gold Metallic |
| 7 | 2118-H | Crown Imperial Blue | Lower | {2085 | Platinum |
| 11 | 2036 | Porcelain Green | Upper 75 | {2085 | Platinum |
| 12 | 2120 | Shantung Green Metallic | Lower | {2084-H | Jade Green Metallic |
| 13 | 2084-H | Jade Green Metallic | Upper 76 | {2084-H | Jade Green Metallic |
| 14 | 2117 | Crown Imperial Green | Lower | {2085 | Platinum |
| 16 | 2037 | Skyline Gray | Upper 77 | {2085 | Platinum |
| 17 | 2125 | Embassy Gray Metallic | Lower | {2119 | Rhapsody Blue Metallic |
| 20 | 2038 | Canyon Tan | Upper 78 | {2119 | Rhapsody Blue Metallic |
| 25 | 2040-H | Tango Red | Lower | {2085 | Platinum |
| 26 | 2124-H | Crown Imperial Maroon | | | |
| 27 | 2123-H | Navajo Orange | | | |
| 30 | 2085 | Platinum | | | |
| 31 | 2122 | Nugget Gold Metallic | | | |
| Upper 58 | {2085 | Platinum | | | |
| Lower | {#44 | Black | | | |
| Upper 59 | {#44 | Black | | | |
| Lower | {2085 | Platinum | | | |
| Upper 60 | {2125 | Embassy Gray Metallic | | | |
| Lower | {#44 | Black | | | |
| Upper 61 | {2119 | Rhapsody Blue Metallic | | | |
| Lower | {2039 | Wisteria Blue | | | |
| Upper 62 | {2039 | Wisteria Blue | | | |
| Lower | {2119 | Rhapsody Blue Metallic | | | |
| Upper 63 | {2120 | Shantung Green Metallic | | | |
| Lower | {2036 | Porcelain Green | | | |
| Upper 64 | {2036 | Porcelain Green | | | |
| Lower | {2120 | Shantung Green Metallic | | | |
| Upper 65 | {2125 | Embassy Gray Metallic | | | |
| Lower | {2037 | Skyline Gray | | | |
| Upper 66 | {2037 | Skyline Gray | | | |
| Lower | {2125 | Embassy Gray Metallic | | | |
| Upper 67 | {#44 | Black | | | |
| Lower | {2040-H | Tango Red | | | |
| Upper 68 | {2040-H | Tango Red | | | |
| Lower | {#44 | Black | | | |
| Upper 69 | {2040-H | Tango Red | | | |
| Lower | {2085 | Platinum | | | |
| Upper 70 | {2085 | Platinum | | | |
| Lower | {2040-H | Tango Red | | | |
| Upper 71 | {2121 | Desert Sand | | | |
| Lower | {2038 | Canyon Tan | | | |
| Upper 72 | {2038 | Canyon Tan | | | |
| Lower | {2121 | Desert Tan | | | |

"DUCO" STOCK, ORDER AND CODE NUMBER

Combination Number

2118-H*

- 246-58696-H Crown Imperial Blue
- 246-0582 Milori Blue
- 246-0312-H Fast Red
- 246-0222 (246-025) Black
- 246-0953 (246-0097) White

7

★DUCO 2118-H } Crown Imperial Blue
DULUX 93-58696 }

2119*

- 202-58699 Rhapsody Blue Metallic
- 246-0953 (246-0097) White
- 246-0519-H (246-0594-H) Organic Blue
- 246-0312-H Fast Red
- 246-0222 (246-025) Black
- 202-081 Metallic Base (Coarse)

6, 36 (I), 37 (B), 45 (B), 61 (U),
62 (L), 77 (L), 78 (U),
81 (R and I), 82 (B), 90 (B),
97 (R, H and UFF)

★DUCO 2119 } Rhapsody Blue
DULUX 181-14291-H } Metallic

2120*

- 202-58771 Shantung Green Metallic
- 246-0785-H Blue-Toned Green
- 246-0519-H (246-0594-H) Organic Blue
- 246-0953 (246-0097) White
- 246-0222 (246-025) Black
- 202-081 Metallic Base (Coarse)

12, 38 (I), 39 (B), 63 (U), 64 (L),
83 (R and I), 84 (B)

★DUCO 2120 } Shantung Green
DULUX 181-14432 } Metallic

2121*

- 246-58618 Desert Sand
- 246-0953 (246-0097) White
- 246-0630 (246-064) Ferrite Yellow
- 246-0312-H Fast Red
- 246-0222 (246-025) Black

42 (I), 46 (I), 71 (U), 72 (L),
87 (R and I), 91 (R and I)
93 (B), 94 (B)

★DUCO 2121 } Desert Sand
DULUX 93-58618 }

2122*

- 202-58772 Nugget Gold Metallic
- 246-0630 (246-064) Ferrite Yellow
- 246-0953 (246-0097) White
- 246-0701-H (246-0751-H) Chrome Oxide Green
- 246-0222 (246-025) Black
- 202-081 Metallic Base (Coarse)

31, 43 (B), 73 (L), 74 (U),
88 (B), 95 (R, H and UFF)

★DUCO 2122 } Nugget Gold
DULUX 181-14433 } Metallic

2123-H

- 246-58617-H Navajo Orange
- 246-0383-H Light Red
- 246-0381-H Dark Red
- 246-0953 (246-0097) White
- 246-0222 (246-025) Black

27, 46 (B), 91 (B),
94 (R, H and UFF)

DUCO 2123-H } Navajo Orange
DULUX 93-58617-H }

2124-H

- 246-58697-H Crown Imperial Maroon (Bleeder)
- 246-0887-H Medium Maroon
- 246-0222 (246-025) Black
- 246-0953 (246-0097) White

26

DUCO 2124-H } Crown Imperial
DULUX Match Pending } Maroon

2125*

- 202-58698 Embassy Gray Metallic
- 246-0222 (246-025) Black
- 246-0953 (246-0097) White
- 246-0519-H (246-0594-H) Organic Blue
- 246-0312-H Fast Red
- 202-081 Metallic Base (Coarse)

17, 35 (I), 40 (I), 41 (B),
60 (U), 65 (U), 66 (L),
80 (R and I), 85 (R and I), 86 (B)

★DUCO 2125 } Embassy Gray
DULUX 181-14292-H } Metallic

★A Du Pont mixing machine formula for DULUX Enamel is available.

NOTE: Explanation of Combination Symbols

B—Body H—Hood I—Insert L—Lower
U—Upper R—Roof UFF—Upper Front Fender

ORDER ONLY BY "DUCO" STOCK ORDER NUMBER

Other two-toning effects to be offered on the 1955 Chrysler models are as follows:

| Comb. No. | DUCO Stock No. | Body | DUCO Stock No. | Insert |
|-----------|----------------|-------------------------|----------------|-------------------------|
| 35 | #44 | Black | 2125 | Embassy Gray Metallic |
| 36 | 2039 | Wisteria Blue | 2119 | Rhapsody Blue Metallic |
| 37 | 2119 | Rhapsody Blue Metallic | 2039 | Wisteria Blue |
| 38 | 2036 | Porcelain Green | 2120 | Shantung Green Metallic |
| 39 | 2120 | Shantung Green Metallic | 2036 | Porcelain Green |
| 40 | 2037 | Skyline Gray | 2125 | Embassy Gray Metallic |
| 41 | 2125 | Embassy Gray Metallic | 2037 | Skyline Gray |
| 42 | 2038 | Canyon Tan | 2121 | Desert Sand |
| 43 | 2122 | Nugget Gold Metallic | 2085 | Platinum |
| 44 | 2084-H | Jade Green Metallic | 2085 | Platinum |
| 45 | 2119 | Rhapsody Blue Metallic | 2085 | Platinum |
| 46 | 2123-H | Navajo Orange | 2121 | Desert Sand |
| 47 | #44 | Black | 2085 | Platinum |
| 48 | 2085 | Platinum | #44 | Black |

| Comb. No. | DUCO Stock No. | Body | DUCO Stock No. | Roof and Insert |
|-----------|----------------|-------------------------|----------------|-------------------------|
| 80 | #44 | Black | 2125 | Embassy Gray Metallic |
| 81 | 2039 | Wisteria Blue | 2119 | Rhapsody Blue Metallic |
| 82 | 2119 | Rhapsody Blue Metallic | 2039 | Wisteria Blue |
| 83 | 2036 | Porcelain Green | 2120 | Shantung Green Metallic |
| 84 | 2120 | Shantung Green Metallic | 2036 | Porcelain Green |
| 85 | 2037 | Skyline Gray | 2125 | Embassy Gray Metallic |
| 86 | 2125 | Embassy Gray Metallic | 2037 | Skyline Gray |
| 87 | 2038 | Canyon Tan | 2121 | Desert Sand |
| 88 | 2122 | Nugget Gold Metallic | 2085 | Platinum |
| 89 | 2084-H | Jade Green Metallic | 2085 | Platinum |
| 90 | 2119 | Rhapsody Blue Metallic | 2085 | Platinum |
| 91 | 2123-H | Navajo Orange | 2121 | Desert Sand |
| 92 | #44 | Black | 2085 | Platinum |

| Comb. No. | DUCO Stock No. | Body | DUCO Stock No. | Roof, Hood and Upper Front Fender |
|-----------|----------------|-------------|----------------|-----------------------------------|
| 55 | 2085 | Platinum | #44 | Black |
| 93 | 2121 | Desert Sand | 2038 | Canyon Tan |
| 94 | 2038 | Desert Sand | 2123-H | Navajo Orange |
| 95 | 2085 | Platinum | 2122 | Nugget Gold Metallic |
| 96 | 2085 | Platinum | 2084-H | Jade Green Metallic |
| 97 | 2085 | Platinum | 2119 | Rhapsody Blue Metallic |

DUCO tinting colors, for the various formulas, are shown where available. These colors are listed in the order of their importance in the event that tinting is necessary.

Color combination numbers appear on the left front portion of the firewall under the hood.

NOTE: Most colors in this bulletin are available in both DUCO and DULUX; however, it should be noted that it is not always possible to make close matches in DUCO to DULUX colors and vice versa.

Every possible precaution is taken to provide the refinish trade with accurate DUCO and DULUX color matches. Due to circumstances beyond our control, we cannot be responsible for inaccurate color matches resulting from changes in standards by automobile manufacturers without our knowledge, change of car colors on aging, and color variances caused by application methods, etc. We will assume responsibility only for factory color matches to established Du Pont color standards.

As the accuracy of color matches made with the Du Pont Color Blending Service depends on the individual operating the equipment, we will assume responsibility only for the uniformity of our mixing enamels.

SEE OTHER SIDE FOR 1951-1952-1953 AND 1954 CHRYSLER COLORS

1951-1952-1953 and 1954 Chrysler Colors

1951 CHRYSLER

| DUCO | DULUX | Color | Comb. No. |
|--------|-------------|------------------------|--------------------|
| ★116-M | 93-6332-M | Holiday Red | *61 |
| ★914 | 93-81580 | Newport Blue | 7 |
| ★915-M | 93-81577-M | Crown Maroon | 60, 75 (L), 80 (U) |
| ★917 | 93-81574 | Haze Blue | 5, 70 (L) |
| ★919 | 181-24349 | Gunmetal Metallic | 37, 74 (L) |
| ★921 | 93-81579 | Stone Gray | 36, 71 (L) |
| ★929 | 181-24351 | Juniper Green Metallic | 21, 73 (L), 83 (L) |
| ★930 | 181-24403-K | Indian Brown Metallic | 47, 76 (U), 77 (U) |
| ★1147 | 93-55794-H | Ecuador Blue | 6 |

| DUCO | DULUX | Color | Comb. No. |
|---------|------------|----------------------------|---|
| ★1148 | 93-55796 | Quebec Gray | 35, 70 (U) through 75 (U), 80 (L), 81 (L) |
| ★1149 | 93-55797 | Buckskin Tan | 46, 76 (L), 78 (U) |
| ★1150 | 93-55798 | Arizona Beige | 45, 77 (L), 78 (L) |
| ★1151 | 93-55799 | Belvedere Ivory | *65 |
| ★1152 | 181-10482 | Continental Green Metallic | 22, 79 (U) |
| ★1153 | 93-71628 | Foam Green | 20, 72 (L), 79 (L), 82 (L) |
| ★1215-M | 93-55928-M | Highland Maroon | 62 |

*Convertible models.

1952 CHRYSLER

| DUCO | DULUX | Color | Comb. No. |
|--------|-------------|-----------------------|------------------------------------|
| ★116-M | 93-6332-M | Banner Red | 61 |
| ★914 | 93-81580 | Huron Blue | 7 |
| ★917 | 93-81574 | Superior Blue | 5, 70 (L) |
| ★929 | 181-24351 | Ivy Green Metallic | 21, 73 (L), 83 (L) |
| ★930 | 181-24403-K | Coffee Brown Metallic | 77 (U) |
| ★1148 | 93-55796 | Gull Gray | 35, 70 (U), 73 (U), 81 (L), 86 (U) |
| ★1149 | 93-55797 | Sonora Tan | 46 |

| DUCO | DULUX | Color | Comb. No. |
|---------|------------|-----------------------|--------------------|
| ★1150 | 93-55798 | Yuma Beige | 45, 77 (L) |
| ★1151 | 93-55799 | Tuscon Ivory | 65 |
| ★1152 | 181-10482 | Jungle Green Metallic | 22, 79 (U) |
| ★1153 | 93-71628 | Florida Green | 20, 79 (L), 82 (L) |
| ★1215-M | 93-55928-M | Majestic Maroon | 62 |
| ★1293 | 93-57107 | Monitor Gray | 38, 86 (L) |

1953 CHRYSLER

| DUCO | DULUX | Color | Comb. No. |
|---------|-------------|---------------------------|--|
| ★1260 | 181-10612-H | Columbia Blue Metallic | 8, 86 (L), 87 (U) |
| ★1478 | 93-57234 | Arctic Blue | 5, 86 (U), 87 (L) |
| ★1479-H | 181-10817-K | Erie Blue Metallic | 6, 70 (L), 71 (U) |
| ★1480-H | 181-10721-H | Foliage Green Metallic | 21, 74 (L), 75 (U), 79 (L) |
| ★1481-H | 181-10722-K | Everglades Green Metallic | 22, 83 (U), 84 (L) |
| ★1482-H | 181-10723-K | Cocoa Brown Metallic | 47, 76 (L), 77 (U) |
| ★1483 | 93-57241 | Pearl Gray | 35, 70 (U), 71 (L), 72 (U), 73 (L), 80 (L), 85 (U), 89 (U), 90 (L) |
| ★1484-M | 93-57244-M | Pimento Red | 67 |
| ★1485 | 93-57246 | Caravan Beige | 45, 76 (U), 77 (L), 78 (U), 79 (U), 88 (L) |

| DUCO | DULUX | Color | Comb. No. |
|---------|-------------|---------------------------|--|
| ★1486 | 93-57247 | Casino Cream | 65 |
| ★1487 | 93-57329 | Vermont Green | 20, 74 (U), 75 (L), 81 (L), 82 (U), 83 (L), 84 (U) |
| ★1514-H | 181-10724-K | Submarine Gray Metallic | 37, 72 (L), 73 (U) |
| ★1517 | 181-10755 | †Niagara Blue Metallic | 7 |
| ★1584-M | 181-10725-M | Hollywood Maroon Metallic | 60 |
| ★1585-M | 181-10726-M | Cinnamon Metallic | 46, 78 (L), 88 (U) |
| ★1694 | 93-57653-H | Potomac Blue | 9, 89 (L), 90 (U) |

†Limited production.

1954 CHRYSLER

| DUCO | DULUX | Color | Comb. No. |
|---------|-------------|-----------------------------------|--|
| ★1260 | 181-10612-H | Commodore Blue Metallic | 7, 66 (U), 67 (L) |
| ★1481-H | 181-10722-H | Everglades Green "Metalli-Chrome" | 17, 70 (U), 71 (U) |
| ★1694 | 93-57653-H | Flagship Blue | 6, 60 (U), 61 (L), 64 (U), 65 (L) |
| ★1772 | 93-57666 | Pebble Beige | 40, 74 (L), 75 (U) |
| ★1773-H | 93-57668-H | Canary Yellow | 55, 80 (L), 81 (U), 87 (L), 88 (U) |
| ★1784 | 93-57657 | Glacier Blue | 8, 76 (U), 77 (L) |
| ★1785 | 93-72335 | Mint Green | 15, 70 (L), 71 (U), 72 (U), 73 (L) |
| ★1786 | 93-57663 | West Point Gray | 30, 60 (L), 61 (U), 62 (L), 63 (U), 68 (L), 69 (U), 78 (U), 79 (L) |
| ★1813 | 93-57655 | Alpine Blue | 5, 62 (U), 63 (L), 64 (L), 65 (U), 66 (L), 67 (U) |
| ★1814 | 181-14126-H | Sea Island Green Metallic | 16, 72 (L), 73 (U), 80 (U), 81 (L) |
| ★1815 | 93-57664 | Ascot Gray | 31, 68 (U), 69 (L) |
| ★1816 | 181-14127-H | Topaz Tan Metallic | 41, 74 (U), 75 (L) |
| ★1817-H | 181-14128-H | Cordovan Brown Metallic | 42, 82 (L), 83 (U) |

| DUCO | DULUX | Color | Comb. No. |
|---------|-------------|-----------------------|------------------------------------|
| ★1818-H | 93-57665-H | Torch Red | 50, 78 (L), 79 (U), 85 (L), 86 (U) |
| ★1819 | 93-57667 | Tahitian Tan | 43, 82 (U), 83 (L) |
| ★1844 | 93-57656-H | Turquoise Blue | 9, 84 (L) |
| ★1906-H | 181-14105-H | Peacock Blue Metallic | 10, 76 (L), 77 (U) |
| ★1933 | 93-58013 | Snowcrest White | 89 (U) |
| ★1934-H | 93-58014-H | Scarlet Red | 89 (L) |
| ★1945 | 93-58126 | Sea Breeze Blue | 11, 90 (L), 92 (L) |
| ★1946 | 93-58127 | Steelhaze Gray | 90 (U), 91 (U) |
| ★1947 | 93-58128 | Gold | 91 (L) |

NOTE: DULUX mixing machine formulas, only, are available for the following Special Colors.

| | | |
|-------|---------------------------|----------------|
| 14437 | Royal Palm Green Metallic | 95 (L), 96 (U) |
| 14438 | Royal Crest Blue Metallic | 93 (L), 94 (U) |
| 73004 | Bahama Blue | 93 (U), 94 (L) |
| 73005 | Floral Green | 95 (U), 96 (L) |

*A Du Pont mixing machine formula for DULUX Enamel or an approximate suggested match is available.

The above Chrysler colors are available to Refinishers from Distributors of Du Pont Refinishing Materials.



BETTER THINGS FOR BETTER LIVING . . . THROUGH CHEMISTRY

(J-125M)

PRINTED IN U. S. A.

"DUCO" STOCK, ORDER AND CODE NUMBER

Combination Number

2360 ■

246-59831 Desert Rose
246-0953 (246-0097) White
246-0312-H Fast Red
246-0222 (246-025) Black

35, 135 (L), 136 (R),
137 (L), 138 (R), 307 (ACM)

DUCO 2360 ■ } Desert Rose
DULUX 93-59831-H }

★2362 ■

246-59761 Rosewood Tan
246-0953 (246-0097) White
246-0312-H Fast Red
246-0630 (246-064) Ferrite Yellow
246-0222 (246-025) Black

31, 131 (L), 132 (R),
133 (L), 134 (R), 306 (BCM)

DUCO ★2362 ■ } Rosewood Tan
DULUX 93-59761 }

★2363-H ■

202-59820-H Mediterranean Blue Metallic
246-0701-H (246-0751-H) Chrome Oxide Green
246-0519-H (246-0594-H) Organic Blue
246-0953 (246-0097) White
246-0222 (246-025) Black
202-081 Metallic Base (Coarse)

6, 105 (L), 106 (R), 107 (L),
108 (R), 109 (L), 110 (R), 301 (BCM)

DUCO ★2363-H ■ } Mediterranean Blue
DULUX 181-14779-H } Metallic

★2364 ■

202-59822 Crown Blue Metallic
246-0582 Milori Blue
246-0222 (246-025) Black
246-0312-H Fast Red
202-081 Metallic Base (Coarse)

9

DUCO ★2364 ■ } Crown Blue
DULUX 181-14780 } Metallic

★2365 ■

202-59828 West Point Gray Metallic
246-0222 (246-025) Black
246-0519-H (246-0594-H) Organic Blue
246-0785-H Blue-Toned Green
246-0953 (246-0097) White
202-081 Metallic Base (Coarse)

26, 113 (R), 114 (L), 139 (R),
140 (L), 153 (R), 154 (L), 305 (ACM)

DUCO ★2365 ■ } West Point Gray
DULUX 181-14783 } Metallic

★2366-H

246-59833-H Regimental Red †
246-0381-H Dark Red
246-0383-H Light Red
246-0222 (246-025) Black
246-0953 (246-0097) White

37, 145 (L), 146 (R), 147 (L),
148 (R), 309 (BCM)

DUCO ★2366-H } Regimental Red
DULUX 93-59833-H }

★A Du Pont mixing machine formula for DULUX Enamel is available.

■A Du Pont mixing machine formula for DUCO Lacquer is available.

†For "Touch-Up Only." Not recommended for panel repair or over-all refinishing.

NOTE: The two-tone production codes are shown under the caption "Combination Number" in the 100 Series only. Production codes, with similar end numbers, in the 200 and 400 Series identify the same combination of colors.

ORDER ONLY BY "DUCO" STOCK ORDER NUMBER

INTERIOR COLORS

NOTE: DUCO mixing machine formulas only are available for the following 1956 Chrysler Interior Colors:

| DUCO Formula File Number | Color | Part Number |
|--------------------------|---------------------|-------------|
| 59871 | St. Clair Blue | C-2139-B |
| 59872 | Tahoe Blue | C-2140-B |
| 59873 | Surf Green Metallic | C-3145-B |
| 59874 | Aquatone | C-3417-B |
| 59875 | Heron Gray | C-5053-B |
| 59876 | Skipper Gray | C-5127-B |
| 59877 | Nut Brown | C-8531-B |

SEE OTHER SIDE FOR 1952-1953-1954 AND 1955 CHRYSLER COLORS

1952-1953-1954 and 1955 Chrysler Colors

1952 CHRYSLER

| DUCO | DULUX | Color | Comb. No. |
|--------|-------------|-----------------------|------------------------------------|
| ★116-M | 93-6332-M | Banner Red | 61 |
| ★914 | 93-81580 | Huron Blue | 7 |
| ★917 | 93-81574 | Superior Blue | 5, 70 (L) |
| ★929 | 181-24351 | Ivy Green Metallic | 21, 73 (L), 83 (L) |
| ★930 | 181-24403-K | Coffee Brown Metallic | 77 (U) |
| ★1148 | 93-55796 | Gull Gray | 35, 70 (U), 73 (U), 81 (L), 86 (U) |
| ★1149 | 93-55797 | Sonora Tan | 46 |

| DUCO | DULUX | Color | Comb. No. |
|---------|------------|-----------------------|--------------------|
| ★1150 | 93-55798 | Yuma Beige | 45, 77 (L) |
| ★1151 | 93-55799 | Tuskon Ivory | 65 |
| ★1152 | 181-10482 | Jungle Green Metallic | 22, 79 (U) |
| ★1153 | 93-71628 | Florida Green | 20, 79 (L), 82 (L) |
| ★1215-M | 93-55928-M | Majestic Maroon | 62 |
| ★1293 | 93-57107 | Monitor Gray | 38, 86 (L) |

1953 CHRYSLER

| DUCO | DULUX | Color | Comb. No. |
|---------|-------------|---------------------------|--|
| ★1260 | 181-10612-H | Columbia Blue Metallic | 8, 86 (L), 87 (U) |
| ★1478 | 93-57234 | Arctic Blue | 5, 86 (U), 87 (L) |
| ★1479-H | 181-10817-K | Erie Blue Metallic | 6, 70 (L), 71 (L) |
| ★1480-H | 181-10721-H | Foliage Green Metallic | 21, 74 (L), 75 (U), 79 (L) |
| ★1481-H | 181-10722-H | Everglades Green Metallic | 22, 83 (U), 84 (L) |
| ★1482-H | 181-10723-K | Cocoa Brown Metallic | 47, 76 (L), 77 (U) |
| ★1483 | 93-57241 | Pearl Gray | 35, 70 (U), 71 (L), 72 (U), 73 (L), 80 (L), 85 (U), 89 (U), 90 (L) |
| 1484-M | 93-57244-M | Pimento Red | 61 |
| ★1485 | 93-57246 | Caravan Beige | 45, 76 (U), 77 (L), 78 (U), 79 (U), 88 (L) |

| DUCO | DULUX | Color | Comb. No. |
|---------|-------------|---------------------------|--|
| ★1486 | 93-57247 | Casino Cream | 65 |
| ★1487 | 93-57329 | Vermont Green | 20, 74 (U), 75 (L), 81 (L), 82 (U), 83 (L), 84 (U) |
| ★1514-H | 181-10724-K | Submarine Gray Metallic | 37, 72 (L), 73 (U) |
| ★1517 | 181-10755 | †Niagara Blue Metallic | 7 |
| ★1584-M | 181-10725-M | Hollywood Maroon Metallic | 60 |
| ★1585-M | 181-10726-M | Cinnamon Metallic | 46, 78 (L), 88 (U) |
| ★1694 | 93-57653-H | Potomac Blue | 9, 89 (L), 90 (U) |

†Limited production.

1954 CHRYSLER

| DUCO | DULUX | Color | Comb. No. |
|---------|-------------|-----------------------------------|--|
| ★1260 | 181-10612-H | Commodore Blue Metallic | 7, 66 (U), 67 (L) |
| ★1481-H | 181-10722-H | Everglades Green "Metalli-Chrome" | 17, 70 (U), 71 (L) |
| ★1694 | 93-57653-H | Flagship Blue | 6, 60 (U), 61 (L), 64 (U), 65 (L) |
| ★1772 | 93-57666 | Pebble Beige | 40, 74 (L), 75 (U) |
| ★1773-H | 93-57668-H | Canary Yellow | 55, 80 (L), 81 (U), 87 (L), 88 (U) |
| ★1784 | 93-57657 | Glacier Blue | 8, 76 (U), 77 (L) |
| ★1785 | 93-72335 | Mint Green | 15, 70 (L), 71 (U), 72 (U), 73 (L) |
| ★1786 | 93-57663 | West Point Gray | 30, 60 (L), 61 (U), 62 (L), 63 (U), 68 (L), 69 (U), 78 (U), 79 (L) |
| ★1813 | 93-57655 | Alpine Blue | 5, 62 (U), 63 (L), 64 (L), 65 (U), 66 (L), 67 (U) |
| ★1814 | 181-14126-H | Sea Island Green Metallic | 16, 72 (L), 73 (U), 80 (U), 81 (L) |
| ★1815 | 93-57664 | Ascot Gray | 31, 68 (U), 69 (L) |
| ★1816 | 181-14127-H | Topaz Tan Metallic | 41, 74 (U), 75 (L) |
| ★1817-H | 181-14128-H | Cordovan Brown Metallic | 42, 82 (L), 83 (U) |

| DUCO | DULUX | Color | Comb. No. |
|---------|-------------|-----------------------|------------------------------------|
| ★1818-H | 93-57665-H | Torch Red | 50, 78 (L), 79 (U), 85 (L), 86 (U) |
| ★1819 | 93-57667 | Tahitian Tan | 43, 82 (U), 83 (L) |
| ★1844 | 93-57656-H | Turquoise Blue | 9, 84 (L) |
| ★1906-H | 181-14105-H | Peacock Blue Metallic | 10, 76 (L), 77 (U) |
| ★1933 | 93-58013 | Snowcrest White | 89 (U) |
| ★1934-H | 93-58014-H | Scarlet Red | 89 (L) |
| ★1945 | 93-58126 | Sea Breeze Blue | 11, 90 (L), 92 (L) |
| ★1946 | 93-58127 | Steelhaze Gray | 90 (U), 91 (U) |
| ★1947 | 93-58128 | Gold | 91 (L) |

NOTE: DULUX mixing machine formulas, only, are available for the following Special Colors.

| | | |
|-------|---------------------------|----------------|
| 14437 | Royal Palm Green Metallic | 95 (L), 96 (U) |
| 14438 | Royal Crest Blue Metallic | 93 (L), 94 (U) |
| 73004 | Bahama Blue | 93 (U), 94 (L) |
| 73005 | Floral Green | 95 (U), 96 (L) |

1955 CHRYSLER

| DUCO | DULUX | Color | Comb. No. |
|---------|-------------|----------------------|---|
| ★2036 | 93-58574 | Porcelain Green | 11, 38 (B), 39 (I), 63 (L), 64 (U), 83 (B), 84 (R & I) |
| ★2037 | 93-58535 | Skyline Gray | 16, 40 (B), 41 (I), 65 (L), 66 (U), 85 (B), 86 (R & I) |
| ★2038 | 93-58533 | Canyon Tan | 20, 42 (B), 71 (L), 72 (U), 87 (B), 93 (R, H & UFF) |
| ★2039 | 93-58534 | Wisteria Blue | 5, 36 (B), 87 (I), 61 (L), 62 (U), 81 (B), 82 (R & I) |
| ★2040-H | 93-58536-H | Tango Red | 25, 67 (L), 68 (U), 69 (U), 70 (L) |
| ★2084-H | 181-14283-H | Jade Green Metallic | 13, 44 (B), 50 (U), 51 (L), 75 (L), 76 (U), 89 (B), 96 (R, H & UFF), 501 (I), 502 (R & I), 503 (R, H & UFF), 511 (B), 512 (L) |
| ★2085 | 93-58633 | Platinum | 30, 43 (I), 44 (I), 45 (I), 47 (I), 48 (B), 52 (U), 53 (L), 55 (B), 58 (U), 59 (L), 69 (L), 70 (U), 73 (U), 74 (L), 75 (U), 76 (L), 77 (U), 78 (L), 88 (R & I), 89 (R & I), 90 (R & I), 92 (R & I), 95 (B), 96 (B), 97 (B), 301 (H), 302 (UFF), 303 (H), 304 (UFF), 521 (I), 522 (R & I), 531 (B), 532 (L), 533 (L) |
| ★2117 | 93-58616 | Crown Imperial Green | 14 |
| ★2118-H | 93-58696 | Crown Imperial Blue | 7 |

| DUCO | DULUX | Color | Comb. No. |
|--------|-------------|-------------------------|---|
| ★2119 | 181-14291-H | Rhapsody Blue Metallic | 6, 36 (I), 37 (B), 45 (B), 61 (U), 62 (L), 77 (L), 78 (U), 81 (R & I), 82 (B), 90 (B), 97 (B), 97 (R, H & UFF) |
| ★2120 | 181-14432 | Shantung Green Metallic | 12, 38 (I), 39 (B), 63 (U), 64 (L), 83 (R & I), 84 (B) |
| ★2121 | 93-58618 | Desert Sand | 42 (I), 46 (I), 71 (U), 72 (L), 87 (R & I), 91 (R & I), 93 (B), 94 (B) |
| ★2122 | 181-14433 | Nugget Gold Metallic | 31, 43 (B), 73 (L), 74 (U), 88 (B), 95 (R, H & UFF) |
| 2123-H | 93-58617-H | Navajo Orange | 27, 46 (B), 91 (B), 94 (R, H & UFF) |
| 2124-H | No Match | Crown Imperial Maroon | 26 |
| ★2125 | 181-14292-H | Embassy Gray Metallic | 17, 35 (I), 40 (I), 41 (B), 60 (U), 65 (U), 66 (L), 80 (R & I), 85 (R & I), 86 (B) |
| 2185 | No Match | Sunburst Yellow | 32, 50 (L), 51 (U), 52 (L), 53 (U), 501 (B), 502 (L), 503 (L), 511 (I), 512 (R & I), 521 (B), 522 (L), 531 (I), 532 (R & I), 533 (R, I & UFF) |
| ★2194 | 93-59490 | Heron Blue | 303 (R & UFF), 304 (H) |
| ★2195 | 93-59491 | Falcon Green | 301 (R & UFF), 302 (H) |

★A Du Pont mixing machine formula for DULUX Enamel is available.
 ■A Du Pont mixing machine formula for DUCO Lacquer is available.

The above Chrysler colors are available to Refinishers from Distributors of Du Pont Refinishing Materials.



BETTER THINGS FOR BETTER LIVING... THROUGH CHEMISTRY

"DUCO" STOCK, ORDER AND CODE NUMBER

Combination Number

2352 ■
 246-59827 Glacier Blue
 246-0953 (246-0097) White
 246-0785-H Blue-Toned Green
 246-0519-H (246-0594-H) Organic Blue
 246-0222 (246-025) Black

7, 111 (L), 112 (R), 113 (L),
 114 (R), 115 (L), 116 (R), 302 (BCM)

DUCO 2352 ■ } Glacier Blue
 DULUX 93-59827

★2353 ■
 246-59829 Satin Gray
 246-0953 (246-0097) White
 246-0222 (246-025) Black
 246-0785-H Blue-Toned Green
 246-0519-H (246-0594-H) Organic Blue

25, 107 (R), 108 (L), 153 (L),
 154 (R), 305 (BCM)

DUCO ★2353 ■ } Satin Gray
 DULUX 93-59829

★2354 ■
 246-59834 Sand Dune Beige
 246-0953 (246-0097) White
 246-0630 (246-064) Ferrite Yellow
 246-0312-H Fast Red
 246-0222 (246-025) Black

30, 131 (R), 132 (L), 306 (ACM)

DUCO ★2354 ■ } Sand Dune Beige
 DULUX 93-59834

★2355 ■
 246-59835 Cloud White
 246-0953 (246-0097) White
 246-0630 (246-064) Ferrite Yellow
 246-0701-H (246-0751-H) Chrome Oxide Green
 246-0222 (246-025) Black

41, 101 (R), 102 (L), 103 (R), 104 (L),
 109 (R), 110 (L), 119 (R), 120 (L),
 125 (R), 126 (L), 129 (R), 130 (L),
 133 (R), 134 (L), 137 (R), 138 (L),
 143 (R), 144 (L), 147 (R), 148 (L),
 151 (R), 152 (L), 301 (ACM),
 303 (BCM), 304 (ACM), 307 (R),
 308 (BCM), 309 (ACM), 310 (R)

DUCO ★2355 ■ } Cloud White
 DULUX 93-59835

★2356 ■
 202-59896 Nugget Gold Metallic
 246-0630 (246-064) Ferrite Yellow
 246-0701-H (246-0751-H) Chrome Oxide Green
 246-0953 (246-0097) White
 246-0222 (246-025) Black
 202-081 Metallic Base (Coarse)

42, 149 (L), 150 (R),
 151 (L), 152 (R), 310 (BCM)

DUCO ★2356 ■ } Nugget Gold
 DULUX 181-14814 } Metallic

★2357 ■
 202-59824 Hunter Green Metallic
 246-0785-H Blue-Toned Green
 246-0484 Brown
 246-0222 (246-025) Black
 202-081 Metallic Base (Coarse)

18, 127 (L), 128 (R),
 129 (L), 130 (R), 304 (R)

DUCO ★2357 ■ } Hunter Green
 DULUX 181-14781-H } Metallic

★2358-H ■
 202-59826-H Crown Green Metallic (Bleeder)
 246-0785-H Blue-Toned Green
 246-0484 Brown
 246-0222 (246-025) Black
 246-0312-H Fast Red
 202-081 Metallic Base (Coarse)

19

DUCO ★2358-H ■ } Crown Green
 DULUX 181-14782-H } Metallic

2359-H
 202-59830-H Crown Maroon Metallic (Bleeder)
 246-0381-H Dark Red
 246-0312-H Fast Red
 246-0222 (246-025) Black
 202-081 Metallic Base (Coarse)

38

DUCO 2359-H } Crown Maroon
 DULUX 181-14784-H } Metallic

★A Du Pont mixing machine formula for DULUX Enamel is available.
 ■A Du Pont mixing machine formula for DUCO Lacquer is available.

1956 CHRYSLER COLOR COMBINATION NUMBERS (Continued)

| 300 Series Production Codes | DUCO | | DUCO | | DUCO | |
|-----------------------------------|-----------------|-----------------------------|-----------------|--------------------------|-----------------|-----------------------|
| | Stock Number | Below Contour Moulding | Stock Number | Above Contour Moulding | Stock Number | Roof |
| 301 | 2363-H | Mediterranean Blue Metallic | 2355 | Cloud White | 2349 | Stardust Blue |
| 302 | 2352 | Glacier Blue | #44 | Raven Black | 2351 | Turquoise |
| 303 | 2355 | Cloud White | 2348 | Surf Green Metallic | 2350 | Mint Green |
| 304 | 2348 | Surf Green Metallic | 2355 | Cloud White | 2357 | Hunter Green Metallic |
| 305 | 2353 | Satin Gray | 2365 | West Point Gray Metallic | #44 | Raven Black |
| 306 | 2362 | Rosewood Tan | 2354 | Sand Dune Beige | #44 | Raven Black |
| 307 | #44 | Raven Black | 2360 | Desert Rose | 2355 | Cloud White |
| 308 | 2355 | Cloud White | 2330-H | Geranium Red | #44 | Raven Black |
| 309 | 2366-H | Regimental Red | 2355 | Cloud White | #44 | Raven Black |
| 310 | 2356 | Nugget Gold Metallic | #44 | Raven Black | 2355 | Cloud White |

DUCO tinting colors, for the various formulas, are shown where available. These colors are listed in the order of their importance in the event that tinting is necessary.

Color combination numbers appear on the left front portion of the firewall under the hood.

NOTE: Most colors in this bulletin are available in both DUCO and DULUX; however, it should be noted that it is not always possible to make close matches in DUCO to DULUX colors and vice versa.

Every possible precaution is taken to provide the refinish trade with accurate DUCO and DULUX color matches. Due to circumstances beyond our control, we cannot be responsible for inaccurate color matches resulting from changes in standards by automobile manufacturers without our knowledge, change of car colors on aging, and color variances caused by application methods, etc. We will assume responsibility only for factory color matches to established Du Pont color standards.

As the accuracy of color matches made with the Du Pont Color Blending Service depends on the individual operating the equipment, we will assume responsibility only for the uniformity of our mixing enamels and lacquers.

LATE 1955 AND 1956 CHRYSLER COLORS

**"DUCO" STOCK, ORDER AND
CODE NUMBER**

**Combination
Number**


↓ (LATE 1955 CHRYSLER COLORS) ↓

★2194 ■
246-59490 Heron Blue 303 (R and UFF), 304 (H)
246-0953 (246-0097) White
246-0519-H (246-0594-H) Organic Blue
246-0222 (246-025) Black



DUCO ★2194 ■ } Heron Blue
DULUX 93-59490 }

★2195 ■
246-59491 Falcon Green 301 (R and UFF), 302 (H)
246-0953 (246-0097) White
246-0785-H Blue-Toned Green
246-0519-H (246-0594-H) Organic Blue




DUCO ★2195 ■ } Falcon Green
DULUX 93-59491 }

NOTE: 246-58633 Platinum, Stock No. 2085, is the Hood color on Combination Nos. 301 and 303 and the Roof and Upper Front Fender color on Combination Nos. 302 and 304.

↓ (1956 CHRYSLER COLORS) ↓

2330-H
246-59832-H Geranium Red † 36, 139 (L), 140 (R), 141 (L),
246-0383-H Light Red 142 (R), 143 (L), 144 (R), 308 (ACM)
246-0381-H Dark Red
246-0953 (246-0097) White
246-0222 (246-025) Black



DUCO 2330-H } Geranium Red
DULUX 93-59832-H }

★2348
202-59699 Surf Green Metallic 17, 123 (L), 124 (R), 125 (L),
246-0484 Brown 126 (R), 303 (ACM), 304 (BCM)
246-0785-H Blue-Toned Green
246-0953 (246-0097) White
246-0222 (246-025) Black
202-081 Metallic Base (Coarse)



DUCO ★2348 } Surf Green
DULUX 181-14778 } Metallic

★2349 ■
246-59821 Stardust Blue 5, 103 (L), 104 (R), 105 (R),
246-0953 (246-0097) White 106 (L), 301 (R)
246-0519-H (246-0594-H) Organic Blue
246-0785-H Blue-Toned Green
246-0222 (246-025) Black



DUCO ★2349 ■ } Stardust Blue
DULUX 93-59821 }

★2350 ■
246-59823 Mint Green 16, 121 (L), 122 (R), 123 (R),
246-0953 (246-0097) White 124 (L), 127 (R), 128 (L), 303 (R)
246-0785-H Blue-Toned Green
246-0630 (246-064) Ferrite Yellow



DUCO ★2350 ■ } Mint Green
DULUX 93-59823 }

★2351 ■
246-59825 Turquoise 8, 115 (R), 116 (L), 117 (L),
246-0953 (246-0097) White 118 (R), 119 (L), 120 (R), 302 (R)
246-0785-H Blue-Toned Green
246-0519-H (246-0594-H) Organic Blue
246-0222 (246-025) Black



DUCO ★2351 ■ } Turquoise
DULUX 93-59825 }

★A Du Pont mixing machine formula for DULUX Enamel is available.
■A Du Pont mixing machine formula for DUCO Lacquer is available.
†For "Tough-Up Only." Not recommended for panel repair or over-all refinishing.



See Reverse Side for 1956 Chrysler Color Combination Numbers →

ISSUED DECEMBER 23, 1955

1956 CHRYSLER COLOR COMBINATION NUMBERS

| Combination Number | DUCO Stock Number | Color |
|--------------------|-------------------|-----------------------------|
| 1 | #44 | Raven Black |
| 5 | 2349 | Stardust Blue |
| 6 | 2363-H | Mediterranean Blue Metallic |
| 7 | 2352 | Glacier Blue |
| 8 | 2351 | Turquoise |
| 9 | 2364 | Crown Blue Metallic |
| 16 | 2350 | Mint Green |
| 17 | 2348 | Surf Green Metallic |
| 18 | 2357 | Hunter Green Metallic |
| 19 | 2358-H | Crown Green Metallic |
| 25 | 2353 | Satin Gray |
| 26 | 2365 | West Point Gray Metallic |
| 30 | 2354 | Sand Dune Beige |
| 31 | 2362 | Rosewood Tan |
| 35 | 2360 | Desert Rose |
| 36 | 2330-H | Geranium Red |
| 37 | 2366-H | Regimental Red |
| 38 | 2359-H | Crown Maroon Metallic |
| 41 | 2355 | Cloud White |
| 42 | 2356 | Nugget Gold Metallic |

The two-toning and three-toning effects offered on the 1956 Chrysler models are as follows:

| 100, 200, 400 Series Production Codes | DUCO Stock Number | POSITION | DUCO Stock Number | POSITION |
|--|-------------------------|--|-------------------------|--|
| | | on 100—Lower Body on 200—Body on 400—Below Contour Moulding | | on 100—Roof Panel on 200—Roof & Body Insert on 400—Above Contour Moulding |
| 100, 200 & 401 | #44 | Raven Black | 2355 | Cloud White |
| 402 | 2355 | Cloud White | #44 | Raven Black |
| 403 | 2349 | Stardust Blue | 2355 | Cloud White |
| 404 | 2355 | Cloud White | 2349 | Stardust Blue |
| 405 | 2363-H | Mediterranean Blue Metallic | 2349 | Stardust Blue |
| 406 | 2349 | Stardust Blue | 2363-H | Mediterranean Blue Metallic |
| 407 | 2363-H | Mediterranean Blue Metallic | 2353 | Satin Gray |
| 408 | 2353 | Satin Gray | 2363-H | Mediterranean Blue Metallic |
| 409 | 2363-H | Mediterranean Blue Metallic | 2355 | Cloud White |
| 410 | 2355 | Cloud White | 2363-H | Mediterranean Blue Metallic |
| 411 | 2352 | Glacier Blue | #44 | Raven Black |
| 412 | #44 | Raven Black | 2352 | Glacier Blue |
| 413 | 2352 | Glacier Blue | 2365 | West Point Gray Metallic |
| 414 | 2365 | West Point Gray Metallic | 2352 | Glacier Blue |
| 415 | 2352 | Glacier Blue | 2351 | Turquoise |
| 416 | 2351 | Turquoise | 2352 | Glacier Blue |
| 417 | 2351 | Turquoise | #44 | Raven Black |
| 418 | #44 | Raven Black | 2351 | Turquoise |
| 419 | 2351 | Turquoise | 2355 | Cloud White |
| 420 | 2355 | Cloud White | 2351 | Turquoise |
| 421 | 2350 | Mint Green | #44 | Raven Black |
| 422 | #44 | Raven Black | 2350 | Mint Green |
| 423 | 2348 | Surf Green Metallic | 2350 | Mint Green |
| 424 | 2350 | Mint Green | 2348 | Surf Green Metallic |
| 425 | 2348 | Surf Green Metallic | 2355 | Cloud White |
| 426 | 2355 | Cloud White | 2348 | Surf Green Metallic |
| 427 | 2357 | Hunter Green Metallic | 2350 | Mint Green |
| 428 | 2350 | Mint Green | 2357 | Hunter Green Metallic |
| 429 | 2357 | Hunter Green Metallic | 2355 | Cloud White |
| 430 | 2355 | Cloud White | 2357 | Hunter Green Metallic |
| 431 | 2362 | Rosewood Tan | 2354 | Sand Dune Beige |
| 432 | 2354 | Sand Dune Beige | 2362 | Rosewood Tan |
| 433 | 2362 | Rosewood Tan | 2355 | Cloud White |
| 434 | 2355 | Cloud White | 2362 | Rosewood Tan |
| 435 | 2360 | Desert Rose | #44 | Raven Black |
| 436 | #44 | Raven Black | 2360 | Desert Rose |
| 437 | 2360 | Desert Rose | 2355 | Cloud White |
| 438 | 2355 | Cloud White | 2360 | Desert Rose |
| 439 | 2330-H | Geranium Red | 2365 | West Point Gray Metallic |
| 440 | 2365 | West Point Gray Metallic | 2330-H | Geranium Red |
| 441 | 2330-H | Geranium Red | #44 | Raven Black |
| 442 | #44 | Raven Black | 2330-H | Geranium Red |
| 443 | 2330-H | Geranium Red | 2355 | Cloud White |
| 444 | 2355 | Cloud White | 2330-H | Geranium Red |
| 445 | 2366-H | Regimental Red | #44 | Raven Black |
| 446 | #44 | Raven Black | 2366-H | Regimental Red |
| 447 | 2366-H | Regimental Red | 2355 | Cloud White |
| 448 | 2355 | Cloud White | 2366-H | Regimental Red |
| 449 | 2356 | Nugget Gold Metallic | #44 | Raven Black |
| 450 | #44 | Raven Black | 2356 | Nugget Gold Metallic |
| 451 | 2356 | Nugget Gold Metallic | 2355 | Cloud White |
| 452 | 2355 | Cloud White | 2356 | Nugget Gold Metallic |
| 453 | 2353 | Satin Gray | 2365 | West Point Gray Metallic |
| 454 | 2365 | West Point Gray Metallic | 2353 | Satin Gray |


(Continued on Back of Sheet 2)

"DUCO" STOCK, ORDER AND CODE NUMBER

Combination and Part Number

★2629■
246-91216 Desert Beige

L
and Int.
(C-8051-E)



DUCO ★2629■ } Desert Beige
DULUX 93-91216 }

2630-H■
202-91103-H Copper Brown Metallic

N
(C-4093-Y)



DUCO 2630-H■ } Copper Brown
DULUX 181-15233-H } Metallic

★2631■
202-91106 Charcoal Gray Metallic

K
(C-5153-Y)



DUCO ★2631■ } Charcoal Gray
DULUX 181-15235-H } Metallic

2632-H
202-91107-H Deep Ruby Metallic (Bleeder)

U
(C-6038-Y)



DUCO 2632-H } Deep Ruby
DULUX 181-15236-H } Metallic

★A Du Pont mixing machine formula for DULUX Enamel is available.
■A Du Pont mixing machine formula for DUCO Lacquer is available.

ORDER ONLY BY "DUCO" STOCK ORDER NUMBER

SEE OTHER SIDE FOR 1954-1955 AND 1956 CHRYSLER-IMPERIAL COLORS

www.lackman.com

1954-1955 and 1956 Chrysler-Imperial Colors

1954 CHRYSLER-IMPERIAL

| DUCO | DULUX | Color | Comb. No. |
|---------|-------------|---------------------------|--|
| ★1260 | 181-10612-H | Commodore Blue Metallic | 7, 66 (U), 67 (L) |
| ★1481-H | 181-10722-H | Everglades Green Metallic | 17, 70 (U), 71 (L) |
| ★1694 | 93-57653-H | Flagship Blue | 6, 60 (U), 61 (L), 64 (U), 65 (L) |
| ★1772 | 93-57666 | Pebble Beige | 40, 74 (L), 75 (U) |
| ★1773-H | 93-57668-H | Canary Yellow | 55, 80 (L), 81 (U), 87 (L), 88 (U) |
| ★1784 | 93-57657 | Glacier Blue | 8, 76 (U), 77 (L) |
| ★1785 | 93-72335 | Mint Green | 15, 70 (L), 71 (U), 72 (U), 73 (L) |
| ★1786 | 93-57663 | West Point Gray | 30, 60 (L), 61 (U), 62 (L), 63 (U), 68 (L), 69 (U), 78 (U), 79 (L) |
| ★1813 | 93-57655 | Alpine Blue | 5, 62 (U), 63 (L), 64 (L), 65 (U), 66 (L), 67 (U) |
| ★1814 | 181-14126-H | Sea Island Green Metallic | 16, 72 (L), 73 (U), 80 (U), 81 (L) |
| ★1815 | 93-57664 | Ascot Gray | 31, 68 (U), 69 (L) |
| ★1816 | 181-14127-H | Topaz Tan Metallic | 41, 74 (U), 75 (L) |
| ★1817-H | 181-14128-H | Cordovan Brown Metallic | 42, 82 (L), 83 (U) |
| ★1818-H | 93-57665-H | Torch Red | 50, 78 (L), 79 (U), 85 (L), 86 (U) |

| DUCO | DULUX | Color | Comb. No. |
|---------|-------------|-----------------------|--------------------|
| ★1819 | 93-57667 | Tahitian Tan | 43, 82 (U), 83 (L) |
| ★1844 | 93-57656-H | Turquoise Blue | 9, 84 (L) |
| ★1906-H | 181-14105-H | Peacock Blue Metallic | 10, 76 (L), 77 (U) |
| ★1933 | 93-58013 | Snowcrest White | 89 (U) |
| ★1934-H | 93-58014-H | Scarlet Red | 89 (L) |
| ★1945 | 93-58126 | Sea Breeze Blue | 11, 90 (L), 92 (L) |
| ★1946 | 93-58127 | Steelhaze Gray | 90 (U), 91 (U) |
| ★1947 | 93-58128 | Gold | 91 (L) |

NOTE: DULUX mixing machine formulas only are available for the following Special colors:

| DUCO | DULUX | Color | Comb. No. |
|-------|-------|---------------------------|----------------|
| 14437 | | Royal Palm Green Metallic | 95 (L), 96 (U) |
| 14438 | | Royal Crest Blue Metallic | 93 (L), 94 (L) |
| 73004 | | Bahama Blue | 93 (U), 94 (L) |
| 73005 | | Floral Green | 95 (U), 96 (L) |

1955 CHRYSLER-IMPERIAL

| DUCO | DULUX | Color | Comb. No. |
|---------|-------------|----------------------|---|
| ★2036 | 93-58574 | Porcelain Green | 11, 38 (B), 39 (I), 63 (L), 64 (U), 83 (B), 84 (R & I) |
| ★2037 | 93-58535 | Skyline Gray | 16, 40 (B), 41 (I), 65 (L), 66 (U), 85 (B), 86 (R & I) |
| ★2038 | 93-58533 | Canyon Tan | 20, 42 (B), 71 (L), 72 (U), 87 (B), 93 (R, H & UFF) |
| ★2039 | 93-58534 | Wisteria Blue | 5, 36 (B), 37 (I), 61 (L), 62 (U), 81 (B), 82 (R & I) |
| ★2040-H | 93-58536-H | Tango Red | 25, 67 (L), 68 (U), 69 (U), 70 (L) |
| ★2084-H | 181-14283-H | Jade Green Metallic | 13, 44 (B), 50 (U), 51 (L), 75 (L), 76 (U), 89 (B), 96 (R, H & UFF), 501 (I), 502 (R & I), 503 (R, H & UFF), 511 (B), 512 (L) |
| ★2085 | 93-58633 | Platinum | 30, 43 (I), 44 (I), 45 (I), 47 (I), 48 (B), 52 (U), 53 (L), 55 (B), 58 (U), 59 (L), 69 (L), 70 (U), 73 (U), 74 (L), 75 (U), 76 (L), 77 (U), 78 (L), 88 (R & I), 89 (R & I), 90 (R & I), 92 (R & I), 95 (B), 96 (B), 97 (B), 301 (H), 302 (UFF), 303 (H), 304 (UFF), 521 (I), 522 (R & I), 531 (B), 532 (L), 533 (L) |
| ★2117 | 93-58616 | Crown Imperial Green | 14 |
| ★2118-H | 93-58696 | Crown Imperial Blue | 7 |

| DUCO | DULUX | Color | Comb. No. |
|--------|-------------|-------------------------|---|
| ★2119 | 181-14291-H | Rhapsody Blue Metallic | 6, 36 (I), 37 (B), 45 (B), 61 (U), 62 (L), 77 (L), 78 (U), 81 (R & I), 82 (B), 90 (B), 97 (B), 97 (R, H & UFF) |
| ★2120 | 181-14432 | Shantung Green Metallic | 12, 38 (I), 39 (B), 63 (U), 64 (L), 83 (R & I), 84 (B) |
| ★2121 | 93-58618 | Desert Sand | 42 (I), 46 (I), 71 (U), 72 (L), 87 (R & I), 91 (R & I), 93 (B), 94 (B) |
| ★2122 | 181-14433 | Nugget Gold Metallic | 31, 43 (B), 73 (L), 74 (U), 88 (B), 95 (R, H & UFF) |
| 2123-H | 93-58617-H | Navajo Orange | 27, 46 (B), 91 (B), 94 (R, H & UFF) |
| 2124-H | No Match | Crown Imperial Maroon | 26 |
| ★2125 | 181-14292-H | Embassy Gray Metallic | 17, 35 (I), 40 (I), 41 (B), 60 (U), 65 (U), 66 (L), 80 (R & I), 85 (R & I), 86 (B) |
| 2185 | No Match | Sunburst Yellow | 32, 50 (L), 51 (U), 52 (L), 53 (U), 501 (B), 502 (L), 503 (L), 511 (I), 512 (R & I), 521 (B), 522 (L), 531 (I), 532 (R & I), 533 (R, I & UFF) |
| ★2194 | 93-59490 | Heron Blue | 303 (R & UFF), 304 (H) |
| ★2195 | 93-59491 | Falcon Green | 301 (R & UFF), 302 (H) |

1956 CHRYSLER-IMPERIAL

| DUCO | DULUX | Color | Comb. No. |
|--------|-------------|-----------------------|---|
| 2330-H | 93-59832-H | Geranium Red | 36, 139 (L), 140 (R), 141 (L), 142 (R), 143 (L), 144 (R), 308 (ACM) |
| ★2348 | 181-14778 | Surf Green Metallic | 17, 123 (L), 124 (R), 125 (L), 126 (R), 303 (ACM), 304 (BCM) |
| ★2349 | 93-59821 | Stardust Blue | 5, 103 (L), 104 (R), 105 (R), 106 (L), 301 (R) |
| ★2350 | 93-59823 | Mint Green | 16, 121 (L), 122 (R), 123 (R), 124 (L), 127 (R), 128 (L), 303 (R) |
| ★2351 | 93-59825 | Turquoise | 8, 115 (R), 116 (L), 117 (L), 118 (R), 119 (L), 120 (R), 302 (R) |
| 2352 | 93-59827 | Glacier Blue | 111 (L), 112 (R), 113 (L), 114 (R), 115 (L), 116 (R), 302 (BCM) |
| ★2353 | 93-59829 | Satin Gray | 25, 107 (R), 108 (L), 153 (L), 154 (R), 305 (BCM) |
| ★2354 | 93-59834 | Sand Dune Beige | 30, 131 (R), 132 (L), 306 (ACM) |
| ★2355 | 93-59835 | Cloud White | 41, 101 (R), 102 (L), 103 (R), 104 (L), 109 (R), 110 (L), 119 (R), 120 (L), 125 (R), 126 (L), 129 (R), 130 (L), 133 (R), 134 (L), 137 (R), 138 (L), 143 (R), 144 (L), 147 (R), 148 (L), 151 (R), 152 (L), 301 (ACM), 303 (BCM), 304 (ACM), 307 (R), 308 (BCM), 309 (ACM), 310 (R) |
| ★2356 | 181-14814 | Nugget Gold Metallic | 42, 149 (L), 150 (R), 151 (L), 152 (R), 310 (BCM) |
| ★2357 | 181-14781-H | Hunter Green Metallic | 18, 127 (L), 128 (R), 129 (L), 130 (R), 304 (R) |

| DUCO | DULUX | Color | Comb. No. |
|---------|-------------|-----------------------------|---|
| ★2358-H | 181-14782-H | Crown Green Metallic | 19 |
| 2359-H | 181-14784-H | Crown Maroon Metallic | 38 |
| 2360 | 93-59831-H | Desert Rose | 35, 135 (L), 136 (R), 137 (L), 138 (R), 307 (ACM) |
| ★2362 | 93-59761 | Rosewood Tan | 31, 131 (L), 132 (R), 133 (L), 134 (R), 306 (BCM) |
| ★2363-H | 181-14779-H | Mediterranean Blue Metallic | 6, 105 (L), 106 (R), 107 (L), 108 (R), 109 (L), 110 (R), 301 (BCM) |
| ★2364 | 181-14780 | Crown Blue Metallic | 9 |
| ★2365 | 181-14783 | West Point Gray Metallic | 26, 113 (R), 114 (L), 139 (R), 140 (L), 153 (R), 154 (L), 305 (ACM) |
| ★2366-H | 93-59833-H | Regimental Red | 37, 145 (L), 146 (R), 147 (L), 148 (R), 309 (BCM) |

INTERIOR COLORS

NOTE: DUCO mixing machine formulas only are available for the following 1956 Chrysler-Imperial interior colors:

| DUCO | DULUX | Color | Part Number |
|-------|-------|---------------------|-------------|
| 59871 | | St. Clair Blue | C-2139-B |
| 59872 | | Tahoe Blue | C-2140-B |
| 59873 | | Surf Green Metallic | C-3145-B |
| 59874 | | Aquatone | C-3417-B |
| 59875 | | Heron Gray | C-5053-B |
| 59876 | | Skipper Gray | C-5127-B |
| 59877 | | Nut Brown | C-8531-B |

NOTE: DUCO and DULUX mixing machine formulas only are available for the following 1956 Chrysler-Imperial Spring colors:

| DUCO | DULUX | Color | Part Number |
|------------|-------|----------------------|-------------|
| 90654 | 15032 | Copper Glow Metallic | C-4090-Y |
| 90652 | 74553 | Blue Jade | C-3189-E |
| No Formula | 74554 | Crocus Yellow | C-9104-E |

★A Du Pont mixing machine formula for DULUX Enamel is available.
 ■A Du Pont mixing machine formula for DUCO Lacquer is available.

The above Chrysler-Imperial colors are available to Refinishers from Distributors of Du Pont Refinishing Materials.

BETTER THINGS FOR BETTER LIVING . . . THROUGH CHEMISTRY


1957 CHRYSLER-IMPERIAL COLORS

"DUCO" STOCK, ORDER AND CODE NUMBER

Combination and Part Number


★2355■
246-59835 Cloud White

X
and Int.
(C-9081-E)




★2364■
202-59822 Sovereign Blue Metallic

D
(C-2154-Y)




★2366-H■
246-59833-H Regimental Red †

R
(C-7057-E)




★2530-H■
202-82717-H Forest Green Metallic

G
(C-3073-Y)




★2534■
246-91101 Indian Turquoise

W
(C-3189-E)




★2602■
246-91097 Saturn Blue

V
(C-2168-E)




★2603■
246-91098 Horizon Blue

B
(C-2176-E)



★2604■
246-91100 Seafoam Aqua

E
(C-3186-E)



★A Du Pont mixing machine formula for DULUX Enamel is available.
■A Du Pont mixing machine formula for DUCO Lacquer is available.
†For "Touch-Up Only." Not recommended for panel repair or over-all refinishing.



ISSUED DECEMBER 20, 1956

See Reverse Side for an Explanation of the 1957 Chrysler-Imperial Color Combinations →

1957 CHRYSLER-IMPERIAL COLOR COMBINATIONS

Over-all color combinations are so indicated on Sheets 1, 2 and 3.

All Chrysler Divisions have adopted the single, double or triple letter system for identifying the exterior body finishes of their 1957 model cars.

NOTE: Where one or a series of three letters are shown on the identification plate, the car was finished over-all at the factory in the same color. If the letters shown are different, the color identified by the first letter was used as the *Upper*, that of the second letter as the *Middle* or *Lower* color, the third letter (if it is a three-tone combination) the *Lower* color.

www.lackman.com

"DUCO" STOCK, ORDER AND CODE NUMBER

★2605■
246-91109 Sunset Rose


Combination and Part Number
S
(C-7067-E)



DUCO ★2605■ } Sunset Rose
DULUX 93-91109 }

★2606■
246-91110 Champagne Gold


T
(C-9111-E)



DUCO ★2606■ } Champagne Gold
DULUX 93-91110 }

★2607■
246-91132 Shell Pink

M
(C-8058-E)



DUCO ★2607■ } Shell Pink
DULUX 93-91132 }

★2616■
202-91104 Gunmetal Gray Metallic

J and Int.
(C-5143-Y)



DUCO ★2616■ } Gunmetal Gray
DULUX 181-15234-H } Metallic

★2617■
246-91105 Mist Gray

H
(C-5144-E)



DUCO ★2617■ } Mist Gray
DULUX 93-91105 }

★2621■
202-91099 Regatta Blue Metallic

C
(C-2184-Y)



DUCO ★2621■ } Regatta Blue
DULUX 181-15231 } Metallic

2623-H■
246-91108-H Gaughin Red (Bleeder)

P and Int.
(C-7064-E)



DUCO 2623-H■ } Gaughin Red
DULUX 93-91108-H }

★2628■
202-91102 Parade Green Metallic

F
(C-3191-Y)



DUCO ★2628■ } Parade Green
DULUX 181-15232 } Metallic

★A Du Pont mixing machine formula for DULUX Enamel is available.
■A Du Pont mixing machine formula for DUCO Lacquer is available.

www.lackman.com

INTERIOR COLORS

| DUCO Stock Order Number | Color | Part Number |
|----------------------------|-------------------------|-------------|
| 2355 | †Cloud White | C-9081-E |
| 2532 | Sahara Tan | C-8050-B |
| 2616 | †Gunmetal Gray Metallic | C-5143-Y |
| 2623-H | †Gaughin Red | C-7064-E |
| 2629 | †Desert Beige | C-8051-E |

†Also used as exterior colors.

NOTE: DUCO mixing machine formulas only are available for the following 1957 Chrysler-Imperial interior colors:

| DUCO Formula File Number | Color | Part Number |
|-----------------------------|-----------------------------|-------------|
| 82740 | Silver Gray Metallic | C-5148-B |
| 82745-H | Danube Blue Metallic | C-2174-B |
| 82746 | Fanfare Green | C-3184-B |
| 82747-H | Chateau Green Metallic | C-3185-B |
| 82748 | Shadow Gray | C-5150-B |
| 82749 | Bamboo Tan | C-8538-B |
| 82750 | Dolphin Blue | C-2112-B |
| 82751-H | Spectral Turquoise Metallic | C-2175-B |
| 82771 | Golf Gray | C-5152-B |
| 82772 | Petal Green | C-3187-B |
| 82773 | Glacier Blue | C-3169-B |
| 82774 | Calico Blue | C-2177-B |
| 82777 | Silver Blue Metallic | C-2183-B |
| 82802 | Silver Green Metallic | C-3075-B |
| 82803 | Saddle Beige | C-8043-B |
| No Formula | Teak Brown Metallic | C-4088-B |
| No Formula | Copperglow Metallic | C-4091-B |
| No Formula | Sandstone Beige Metallic | C-8056-B |

NOTE: Where semi-gloss is required, addition of #4528 Flattening Compound is recommended in accordance with label directions.

Color combination letters appear on the left front portion of the firewall under the hood.

NOTE: Most colors in this bulletin are available in both DUCO and DULUX; however, it should be noted that it is not always possible to make close matches in DUCO to DULUX colors and vice versa.

Every possible precaution is taken to provide the refinish trade with accurate DUCO and DULUX color matches. Due to circumstances beyond our control, we cannot be responsible for inaccurate color matches resulting from changes in standards by automobile manufacturers without our knowledge, change of car colors on aging, and color variances caused by application methods, etc. We will assume responsibility only for factory color matches to established Du Pont color standards.

As the accuracy of color matches made with the Du Pont Color Blending Service depends on the individual operating the equipment, we will assume responsibility only for the uniformity of our mixing enamels and lacquers.

1958 CHRYSLER-IMPERIAL SPRING COLORS

**"DUCO" STOCK, ORDER AND
CODE NUMBER**

★2916
246-92842 Bimini Blue

Combination and
Part Number


V
(C-2216-E)



DUCO ★2916 } Bimini Blue
DULUX 93-92842 }

★2917
202-92843 Frosty Tan Metallic

Y
(C-8548-YS)



DUCO ★2917 Frosty Tan
Metallic

NOTE: No factory packaged match is available in either DUCO or DULUX for Fire Glow Metallic, Combination S, Part Number C-8557-Y.

★A Du Pont mixing machine formula for DULUX Enamel is available.



ISSUED JUNE 27, 1958

(2-125M)


PRINTED IN U. S. A.

"DUCO" STOCK, ORDER AND CODE NUMBER

Combination and Part Number


★2849■
246-92111 Spring Green

E
(C-3206-E)



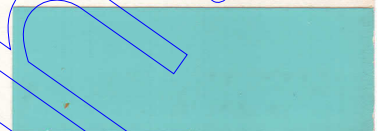
★2850■
202-92113 Mandarin Jade Metallic

G
(C-3217-Y)



★2851■
246-92114 Aztec Turquoise

H
(C-3214-E)



★2852■
246-92125 Ballet Blue

W
(C-2200-E)



★2853■
202-92117 Winchester Gray Metallic

A and Int.
(C-5158-Y)



★2854■
202-92112 Cypress Green Metallic

F
(C-3207-Y)



★2855■
202-92115 Spruce Metallic

J
(C-3209-Y)



★2856■
246-92116 Satin Gray

K
(C-5157-E)



★A Du Pont mixing machine formula for DULUX Enamel is available.
■A Du Pont mixing machine formula for DUCO Lacquer is available.

www.lacknet.com

"DUCO" STOCK, ORDER AND CODE NUMBER

★2857■
246-92118 Mesa Tan


Combination and Part Number
M and Int.
(C-8067-E)



DUCO ★2857■ } Mesa Tan
DULUX 93-92118 }

★2858■
202-92119 Sandalwood Metallic


N and Int.
(C-4098-Y)



DUCO ★2858■ } Sandalwood
DULUX 181-15527 } Metallic

2863-H
202-92123-H Garnet Maroon Metallic (Bleeder)


T
(C-6041-Y)



DUCO 2863-H } Garnet Maroon
DULUX 181-15528-H } Metallic

NO MATCH Tahitian Coral
Available in DULUX only

O
(C-7076-E)



DULUX ★93-92120-H Tahitian Coral

★A Du Pont mixing machine formula for DULUX Enamel is available.
■A Du Pont mixing machine formula for DUCO Lacquer is available.

ORDER ONLY BY "DUCO" STOCK ORDER NUMBER

SEE OTHER SIDE FOR 1955-1956 AND 1957 CHRYSLER-IMPERIAL COLORS

www.lackman.com

1955-1956 and 1957 Chrysler-Imperial Colors

1955 CHRYSLER-IMPERIAL

| DUCO | DULUX | Color | Comb. No. | DUCO | DULUX | Color | Comb. No. |
|---------|-------------|----------------------|---|---------|-------------|-------------------------|---|
| ★2036 | 93-58574 | Porcelain Green | 11, 38 (B), 39 (I), 63 (L), 64 (U), 83 (B), 84 (R & I) | ★2119 | 181-14291-H | Rhapsody Blue Metallic | 6, 36 (I), 37 (B), 45 (B), 61 (U), 62 (L), 77 (L), 78 (U), 81 (R & I), 82 (B), 90 (B), 97 (B), 97 (R, H & UFF) |
| ★2037 | 93-58535 | Skyline Gray | 16, 40 (B), 41 (I), 65 (L), 66 (U), 85 (B), 86 (R & I) | ★2120 | 181-14432 | Shantung Green Metallic | 12, 38 (I), 39 (B), 63 (U), 64 (L), 83 (R & I), 84 (B) |
| ★2038 | 93-58533 | Canyon Tan | 20, 42 (B), 71 (L), 72 (U), 87 (B), 93 (R, H & UFF) | ★2121 | 93-58618 | Desert Sand | 42 (I), 46 (I), 71 (U), 72 (L), 87 (R & I), 91 (R & I), 93 (B), 94 (B) |
| ★2039 | 93-58534 | Wisteria Blue | 5, 36 (B), 37 (I), 61 (L), 62 (U), 81 (B), 82 (R & I) | ★2122 | 181-14433 | Nugget Gold Metallic | 31, 43 (B), 73 (L), 74 (U), 88 (B), 95 (R, H & UFF) |
| ★2040-H | 93-58536-H | Tango Red | 25, 67 (L), 68 (U), 69 (U), 70 (L) | ★2123-H | 93-58617-H | Navajo Orange | 27, 46 (B), 91 (B), 94 (R, H & UFF) |
| ★2084-H | 181-14283-H | Jade Green Metallic | 13, 44 (B), 50 (U), 51 (L), 75 (L), 76 (U), 89 (B), 96 (R, H & UFF), 501 (I), 502 (R & I), 503 (R, H & UFF), 511 (B), 512 (L) | ★2124-H | No Match | Crown Imperial Maroon | 26 |
| ★2085 | 93-58633 | Platinum | 30, 43 (I), 44 (I), 45 (I), 47 (I), 48 (B), 52 (U), 53 (L), 55 (B), 58 (U), 59 (L), 69 (L), 70 (U), 73 (U), 74 (L), 75 (U), 76 (L), 77 (U), 78 (L), 88 (R & I), 89 (R & I), 90 (R & I), 92 (R & I), 95 (B), 96 (B), 97 (B), 301 (H), 302 (UFF), 303 (H), 304 (UFF), 521 (I), 522 (R & I), 531 (B), 532 (L), 533 (L) | ★2125 | 181-14292-H | Embassy Gray Metallic | 17, 35 (I), 40 (I), 41 (B), 60 (U), 65 (U), 66 (L), 80 (R & I), 85 (R & I), 86 (B) |
| ★2117 | 93-58616 | Crown Imperial Green | 14 | ★2185 | No Match | Sunburst Yellow | 32, 50 (L), 51 (U), 52 (L), 53 (U), 501 (B), 502 (L), 503 (L), 511 (I), 512 (R & I), 521 (B), 522 (L), 531 (I), 532 (R & I), 533 (R, I & UFF) |
| ★2118-H | 93-58696 | Crown Imperial Blue | 7 | ★2194 | 93-59490 | Heron Blue | 303 (R & UFF), 304 (H) |
| | | | | ★2195 | 93-59491 | Falcon Green | 301 (R & UFF), 302 (H) |

1956 CHRYSLER-IMPERIAL

| DUCO | DULUX | Color | Comb. No. | DUCO | DULUX | Color | Comb. No. |
|---------|-------------|-----------------------|---|---------|-------------|-----------------------------|---|
| ★2330-H | 93-59832-H | Geranium Red | 36, 139 (L), 140 (R), 141 (L), 142 (R), 143 (L), 144 (R), 308 (ACM) | ★2358-H | 181-14782-H | Crown Green Metallic | 19 |
| ★2348 | 181-14778 | Surf Green Metallic | 17, 123 (L), 124 (R), 125 (L), 126 (R), 303 (ACM), 304 (BCM) | ★2359-H | 181-14784-H | Crown Maroon Metallic | 38 |
| ★2349 | 93-59821 | Stardust Blue | 5, 103 (L), 104 (R), 105 (R), 106 (L), 301 (R) | ★2360 | 93-59831-H | Desert Rose | 35, 135 (L), 136 (R), 137 (L), 138 (R), 307 (ACM) |
| ★2350 | 93-59823 | Mint Green | 16, 121 (L), 122 (R), 123 (R), 124 (L), 127 (R), 128 (L), 303 (R) | ★2362 | 93-59761 | Rosewood Tan | 31, 131 (L), 132 (R), 133 (L), 134 (R), 306 (BCM) |
| ★2351 | 93-59825 | Turquoise | 8, 115 (R), 116 (L), 117 (L), 118 (R), 119 (L), 120 (R), 302 (R) | ★2363-H | 181-14779-H | Mediterranean Blue Metallic | 6, 105 (L), 106 (R), 107 (L), 108 (R), 109 (L), 110 (R), 301 (BCM) |
| ★2352 | 93-59827 | Glacier Blue | 7, 111 (L), 112 (R), 113 (L), 114 (R), 115 (L), 116 (R), 302 (BCM) | ★2364 | 181-14780 | Crown Blue Metallic | 9 |
| ★2353 | 93-59829 | Satin Gray | 25, 107 (R), 108 (L), 153 (L), 154 (R), 305 (BCM) | ★2365 | 181-14783 | West Point Gray Metallic | 26, 113 (R), 114 (L), 139 (R), 140 (L), 153 (R), 154 (L), 305 (ACM) |
| ★2354 | 93-59834 | Sand Dune Beige | 30, 131 (R), 132 (L), 306 (ACM) | ★2366-H | 93-59833-H | Regimental Red | 37, 145 (L), 146 (R), 147 (L), 148 (R), 309 (BCM) |
| ★2355 | 93-59835 | Cloud White | 41, 101 (R), 102 (L), 103 (R), 104 (L), 109 (R), 110 (L), 119 (R), 120 (L), 125 (R), 126 (L), 129 (R), 130 (L), 133 (R), 134 (L), 137 (R), 138 (L), 143 (R), 144 (L), 147 (R), 148 (L), 151 (R), 152 (L), 301 (ACM), 303 (BCM), 304 (ACM), 307 (R), 308 (BCM), 309 (ACM), 310 (R) | | | | |
| ★2356 | 181-14814 | Nugget Gold Metallic | 42, 149 (L), 150 (R), 151 (L), 152 (R), 310 (BCM) | | | | |
| ★2357 | 181-14781-H | Hunter Green Metallic | 18, 127 (L), 128 (R), 129 (L), 130 (R), 304 (R) | | | | |

INTERIOR COLORS

NOTE: DUCO mixing machine formulas only are available for the following 1956 Chrysler-Imperial interior colors:

| DUCO Formula File Number | Color | Part Number |
|--------------------------|---------------------|-------------|
| 59871 | St. Clair Blue | C-2139-B |
| 59872 | Tahoe Blue | C-2140-B |
| 59873 | Surf Green Metallic | C-3145-B |
| 59874 | Aquatone | C-3417-B |
| 59875 | Heron Gray | C-5053-B |
| 59876 | Skipper Gray | C-5127-B |
| 59877 | Nut Brown | C-8531-B |

NOTE: DUCO and DULUX mixing machine formulas only are available for the following 1956 Chrysler-Imperial Spring colors:

| DUCO Formula File Number | DULUX Formula File Number | Color | Part Number |
|--------------------------|---------------------------|----------------------|-------------|
| 90654 | 15032 | Copper Glow Metallic | C-4090-Y |
| 90652 | 74553 | Blue Jade | C-3189-E |
| No Formula | 74554 | Crocus Yellow | C-9104-E |

1957 CHRYSLER-IMPERIAL

| DUCO | DULUX | Color | Comb. and Part No. | DUCO | Color | Part Number |
|---------|-------------|-----------------------------|--------------------|-------|------------|-------------|
| ★2355 | 93-59835 | †Cloud White | X (C-9081-E) | ★2532 | Sahara Tan | |
| ★2364 | 181-14780 | †Sovereign Blue Metallic | D (C-2154-Y) | | | |
| ★2366-H | 93-59833-H | Regimental Red | R (C-7057-E) | | | |
| ★2530-H | 181-15171-H | Forest Green Metallic | G (C-3073-Y) | | | |
| ★2534 | 93-91101 | Indian Turquoise | W (C-3189-E) | | | |
| ★2602 | 93-91097 | Saturn Blue | V (C-2168-E) | | | |
| ★2603 | 93-91098 | Horizon Blue | B (C-2176-E) | | | |
| ★2604 | 93-91100 | Seafarer Aqua | E (C-3186-E) | | | |
| ★2605 | 93-91109 | Sunset Rose | S (C-7067-E) | | | |
| ★2606 | 93-91110 | Champagne Gold | T (C-9111-E) | | | |
| ★2607 | 93-91132 | Shell Pink | M (C-8058-E) | | | |
| ★2616 | 181-15234-H | †Gunmetal Gray Metallic | J (C-5134-Y) | | | |
| ★2617 | 93-91105 | Mist Gray | H (C-5144-E) | | | |
| ★2621 | 181-15231 | Regatta Blue Metallic | C (C-2184-Y) | | | |
| ★2623-H | 93-91108-H | †Caughin Red | P (C-7064-E) | | | |
| ★2628 | 181-15232 | Parade Green Metallic | F (C-3191-Y) | | | |
| ★2629 | 93-91216 | †Desert Beige | L (C-8051-E) | | | |
| ★2630-H | 181-15233-H | Copper Brown Metallic | N (C-4093-Y) | | | |
| ★2631 | 181-15235-H | Charcoal Gray Metallic | K (C-5153-Y) | | | |
| ★2632-H | 181-15236-H | Deep Ruby Metallic | U (C-6038-Y) | | | |
| ★2654 | 181-15335 | Regatta Blue Metallic No. 2 | C (C-2196-Y) | | | |

†Also used as interior colors.

★A Du Pont mixing machine formula for DULUX Enamel is available.
 ★A Du Pont mixing machine formula for DUCO Lacquer is available.

The above Chrysler-Imperial colors are available to Refinishers from Distributors of Du Pont Refinishing Materials.

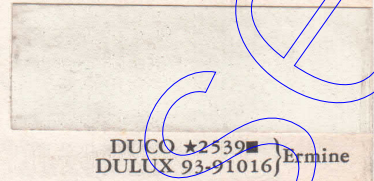
1958 CHRYSLER-IMPERIAL COLORS

"DUCO" STOCK, ORDER AND CODE NUMBER

Combination and Part Number


★2539■
246-91016 Ermine

X
(C-9108-E)




★2606■
246-91110 Champagne Gold

Z
(C-9111-E)



★2607■
246-91132 Shell Pink

R
(C-8058-E)



★2833■
246-92108 Stardust Blue

B
(C-2198-E)




★2835■
246-92110 Midnight Blue

D
(C-2178-E)



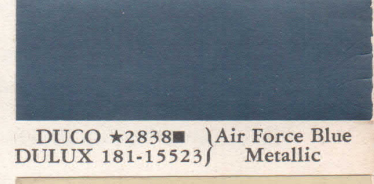
★2836-H
246-92121-H Matador Red (Bleeder)

P
(C-7075-E)



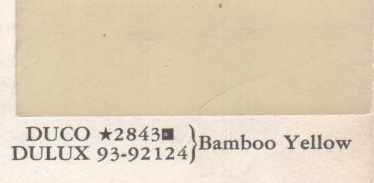
★2838■
202-92109 Air Force Blue Metallic

C and Int.
(C-2188-Y)



★2843■
246-92124 Bamboo Yellow

V
(C-9114-E)



★A Du Pont mixing machine formula for DULUX Enamel is available.
■A Du Pont mixing machine formula for DUCO Lacquer is available.



ISSUED DECEMBER 30, 1957

See Reverse Side for an Explanation of the 1958 Chrysler-Imperial Color Combinations→

1958 CHRYSLER-IMPERIAL COLOR COMBINATIONS

Over-all color combinations are so indicated on Sheets 1, 2 and 3 of this bulletin.

All Chrysler Divisions continue the single, double or triple letter system for identifying the exterior body finishes of their 1958 model cars.

NOTE: Where one or a series of three letters are shown on the identification plate, the car was finished over-all at the factory in the same color. If the letters shown are different, the color identified by the first letter was used as the *Upper*, that of the second letter as the *Middle* or *Lower* color, the third letter (if it is a three-tone combination) the *Lower* color.

INTERIOR COLORS

| DUCO Stock Order Number | Color | Part Number |
|----------------------------|---|-------------|
| 2838 | †Comet Blue Metallic (Air Force Blue Metallic) | C-2188-B |
| 2853 | †Adonis Gray Metallic (Winchester Gray Metallic) | C-5158-B |
| 2857 | †El Greco Beige (Mesa Tan) | C-8067-B |
| 2858 | †Tenley Brown Metallic (Sandalwood Metallic) | C-4098-B |

†Also used as exterior colors.

NOTE: DUCO mixing machine formulas only are available for the following 1958 Chrysler-Imperial interior colors:

| DUCO Formula File Number | Color | Part Number |
|-----------------------------|-------------------------|-------------|
| 82803 | Saddle Beige | C-8043-B |
| 92347-H | Ritz Red | C-7048-B |
| 92348 | Claret Blue Metallic | C-2197-B |
| 92349 | Foliage Green Metallic | C-3157-B |
| 92350 | Nile Turquoise Metallic | C-3211-B |
| 92351 | Ming Turquoise Metallic | C-3212-B |
| 92352 | Woodland Green Metallic | C-3216-B |
| 92354 | Sand Beige Metallic | C-8548-B |
| No Formula | Sparkle Silver Metallic | C-9121-B |
| No Formula | Velvet Gray Metallic | C-5171-B |

NOTE: Where semi-gloss is required, addition of #4528 Flattening Compound is recommended in accordance with label directions.

Color combination letters appear on the left front portion of the firewall under the hood.

NOTE: The colors in this bulletin, with but few exceptions, are available in both DUCO and DULUX; however, it should be noted that it is not always possible to make close matches in DUCO to DULUX colors and vice versa.

Every possible precaution is taken to provide the refinish trade with accurate DUCO and DULUX color matches. Due to circumstances beyond our control, we cannot be responsible for inaccurate color matches resulting from changes in standards by automobile manufacturers without our knowledge, change of car colors on aging, and color variances caused by application methods, etc. We will assume responsibility only for factory color matches to established Du Pont color standards.

As the accuracy of color matches made with the Du Pont Color Blending Service depends on the individual operating the equipment, we will assume responsibility only for the uniformity of our mixing enamels and lacquers.

1958 DODGE SPRING COLORS

**"DUCO" STOCK, ORDER AND
CODE NUMBER**

2907-H
246-92847-H Poppy Red

Combination and
Part Number

R
(C-7084-ES)



DUCO 2907-H } Poppy Red
DULUX 93-92847-H }

★2914
202-92845 Frosted Turquoise Metallic


J
(C-2215-YS)



DUCO ★2914 } Frosted Turquoise
DULUX 181-15657 } Metallic

★2915-H
202-92846-H Paris Rose Metallic

T
(C-7083-YS)



DUCO ★2915-H } Paris Rose
DULUX 181-15774-H } Metallic

NOTE: No factory packaged match is available in either DUCO or DULUX for Copper Metallic, Combination S, Part Number C-8555-YS. A DULUX mixing machine formula will be available at a later date.

★A Du Pont mixing machine formula for DULUX Enamel is available.



ISSUED JUNE 18, 1958


1958 DODGE - DODGE TRUCK COLORS

"DUCO" STOCK, ORDER AND CODE NUMBER

Combination and Part Number


★2539■
246-91016 Eggshell

X
(C-9108-ES)




★2833■
246-92108 Wedgewood

B and Int.
(C-2198-ES)




★2834■
246-92127 Mint

E
(C-3213-ES)




★2835■
246-92110 Navy

D
(C-2178-ES)




★2836-H
246-92121-H Crimson (Bleeder)

P
(C-7075-ES)



★2838■
202-92109 Sapphire Metallic

C and Int.
(C-2188-YS)




★2839■
202-92128 Moss Metallic

F and Int.
(C-3193-YS)



★2843■
246-92124 Sunshine

V
(C-9114-ES)



★A Du Pont mixing machine formula for DULUX Enamel is available.
■A Du Pont mixing machine formula for DUCO Lacquer is available.



ISSUED DECEMBER 31, 1957

See Reverse Side for an Explanation of the 1958 Dodge Color Combinations→

1958 DODGE COLOR COMBINATIONS

Over-all color combinations are so indicated on Sheets 1 and 2 of this bulletin.

All Chrysler Divisions continue the single, double or triple letter system for identifying the exterior body finishes of their 1958 model cars.

NOTE: Where one or a series of three letters are shown on the identification plate, the car was finished over-all at the factory in the same color. If the letters shown are different, the color identified by the first letter was used as the *Upper*, that of the second letter as the *Middle* or *Lower* color, the third letter (if it is a three-tone combination) the *Lower* color.

Color combination letters will appear on a plate on the upper front portion of the firewall, near the fender under the hood.

NOTE: The colors in this section of the bulletin, with the exception of Silver Metallic, are available in both DUCO and DULUX; however, it should be noted that it is not always possible to make close matches in DUCO to DULUX colors and vice versa.

Every possible precaution is taken to provide the refinish trade with accurate DUCO and DULUX color matches. Due to circumstances beyond our control, we cannot be responsible for inaccurate color matches resulting from changes in standards by automobile manufacturers without our knowledge, change of car colors on aging, and color variances caused by application methods, etc. We will assume responsibility only for factory color matches to established Du Pont color standards.


As the accuracy of color matches made with the Du Pont Color Blending Service depends on the individual operating the equipment, we will assume responsibility only for the uniformity of our mixing enamels and lacquers.

www.lackman.com

"DUCO" STOCK, ORDER AND CODE NUMBER

★3061▲
202-83679 Nocturne Blue Metallic

Combination and Part Number
C and Int.
(C-2205-YS)



DUCO ★3061▲ } Nocturne Blue
DULUX 181-83679 } Metallic

★3062■
202-83561 Sherwood Green Metallic

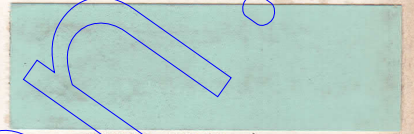
G
(C-3227-YS)
(1959 Imperial)



DUCO ★3062■ } Sherwood Green
DULUX 181-83561 } Metallic

★3064▲
246-83641 Ballad Green

E
(C-3224-ES)



DUCO ★3064▲ } Ballad Green
DULUX 93-83641 }

★3065■
246-83650 Sandstone

U
(C-8071-ES)



DUCO ★3065■ } Sandstone
DULUX 93-83650 }

★3066▲
246-83667 Aqua Mist

J
(C-3228-ES)



DUCO ★3066▲ } Aqua Mist
DULUX 93-83667 }

★3067▲
202-83668 Cameo Tan Metallic (Bleeder)

W and Int.
(C-8072-YS)



DUCO ★3067▲ } Cameo Tan
DULUX 181-83668 } Metallic

★3068■
202-83669 Empress Blue Metallic

D
(C-2206-YS)



DUCO ★3068■ } Empress Blue
DULUX 181-83669 } Metallic

★3069■
202-83560 Highland Green Metallic

F and Int.
(C-3225-YS)



DUCO ★3069■ } Highland Green
DULUX 181-83560 } Metallic

★A Du Pont mixing machine formula for DULUX Enamel is, or will be, available.

■A Du Pont mixing machine formula for DUCO Lacquer is, or will be, available in quantities of a pint and upwards.

▲A Du Pont mixing machine formula for DUCO Lacquer is, or will be, available in quantities larger than a pint.

www.lackman.com

"DUCO" STOCK, ORDER AND CODE NUMBER

★3070■
202-83623 Turquoise Gray Metallic


Combination and Part Number
K and Int.
(C-3229-YS)



DUCO ★3070■ } Turquoise Gray
DULUX 181-83623 } Metallic

★3071■
202-83624 Gray Rose Metallic (Bleeder)


S and Int.
(C-6042-YS)



DUCO ★3071■ } Gray Rose
DULUX 181-83624 } Metallic

★3072-H■
202-83642-H Deep Ruby Metallic

T
(C-6043-YS)



DUCO ★3072-H■ } Deep Ruby
DULUX 181-83642-H } Metallic

★3074■
202-83654 Spanish Silver Metallic

L
(C-5184-YS)



DUCO ★3074■ } Spanish Silver
DULUX 181-15995 } Metallic

Available in DULUX Only
181-17012 Silverpine Green Metallic

H
(C-3226-YS)



DUCO No Match } Silverpine Green
DULUX 181-17012 } Metallic

Available in DULUX Only
181-17013-H Copper Spice Metallic

Z
(C-8552-YS)



DUCO No Match } Copper Spice
DULUX 181-17013-H } Metallic

★A Du Pont mixing machine formula for DULUX Enamel is, or will be, available.

■A Du Pont mixing machine formula for DUCO Lacquer is, or will be, available in quantities of a pint and upwards.

▲A Du Pont mixing machine formula for DUCO Lacquer is, or will be, available in quantities larger than a pint.

ORDER ONLY BY "DUCO" STOCK NUMBER

SEE OTHER SIDE FOR 1956-1957 AND 1958 CHRYSLER-IMPERIAL COLORS

1956-1957 and 1958 Chrysler-Imperial Colors

1956 CHRYSLER-IMPERIAL

| DUCO | DULUX | Color | Comb. No. |
|-----------|-------------|-----------------------------|-----------|
| ★ 2330-H■ | 93-59832-H | Geranium Red | 36 |
| ★ 2348 | 181-14778 | Surf Green Metallic | 17 |
| ★ 2349▲ | 93-59821 | Stardust Blue | 5 |
| ★ 2350▲ | 93-59823 | Mint Green | 16 |
| ★ 2351■ | 93-59825 | Turquoise | 8 |
| ★ 2352▲ | 93-59827 | Glacier Blue | 7 |
| ★ 2353▲ | 93-59829 | Satin Gray | 25 |
| ★ 2354▲ | 93-59834 | Sand Dune Beige | 30 |
| ★ 2355▲ | 93-59835 | Cloud White | 41 |
| ★ 2356▲ | 181-14814 | Nugget Gold Metallic | 42 |
| ★ 2357■ | 181-14781-H | Hunter Green Metallic | 18 |
| ★ 2358-H▲ | 181-14782-H | Crown Green Metallic | 19 |
| ★ 2359-H | 181-14784-H | Crown Maroon Metallic | 38 |
| ★ 2360■ | 93-59831-H | Desert Rose | 35 |
| ★ 2362■ | 93-59761 | Rosewood Tan | 31 |
| ★ 2363-H■ | 181-14779-H | Mediterranean Blue Metallic | 6 |

| DUCO | DULUX | Color | Comb. No. |
|-----------|------------|--------------------------|-----------|
| ★ 2364■ | 181-14780 | Crown Blue Metallic | 9 |
| ★ 2365▲ | 181-14783 | West Point Gray Metallic | 26 |
| ★ 2366-H■ | 93-59833-H | Regimental Red | 37 |

NOTE: DUCO mixing machine formulas, only, are available for the following 1956 Chrysler-Imperial interior colors:

| DUCO Formula File Number | Color | Part No. |
|--------------------------|---------------------|----------|
| 59871▲ | St. Clair Blue | C-2139-B |
| 59872▲ | Tahoe Blue | C-2140-B |
| 59873■ | Surf Green Metallic | C-3145-B |
| 59874■ | Aquatone | C-3417-B |
| 59875■ | Heron Gray | C-5053-B |
| 59876■ | Skipper Gray | C-5127-B |
| 59877■ | Nut Brown | C-8531-B |

NOTE: DUCO and DULUX mixing machine formulas, only, are available for the following 1956 Chrysler-Imperial Spring colors:

| DUCO Formula File Number | DULUX Formula File Number | Color | Part No. |
|--------------------------|---------------------------|----------------------|----------|
| 90654▲ | 15032 | Copper Glow Metallic | C-4090-Y |
| 90652■ | 74553 | Blue Jade | C-3189-E |
| No Formula | 74554 | Crocus Yellow | C-9104-E |

1957 CHRYSLER-IMPERIAL

| DUCO | DULUX | Color | Comb. and Part No. |
|-----------|-------------|-----------------------------|--------------------|
| ★ 2355▲ | 93-59835 | †Cloud White | X (C-9081-E) |
| ★ 2364▲ | 181-14780 | †Sovereign Blue Metallic | D (C-2154-Y) |
| ★ 2366-H■ | 93-59833-H | Regimental Red | R (C-7057-E) |
| ★ 2530-H■ | 181-15171-H | Forest Green Metallic | G (C-3073-Y) |
| ★ 2534■ | 93-91101 | Indian Turquoise | W (C-3189-E) |
| ★ 2602▲ | 93-91097 | Saturn Blue | V (C-2168-E) |
| ★ 2603▲ | 93-91098 | Horizon Blue | B (C-2176-E) |
| ★ 2604▲ | 93-91100 | Seafoam Aqua | E (C-3186-E) |
| ★ 2605■ | 93-91109 | Sunset Rose | S (C-7067-E) |
| ★ 2606▲ | 93-91110 | Champagne Gold | T (C-9111-E) |
| ★ 2607▲ | 93-91132 | Shell Pink | M (C-8058-E) |
| ★ 2616■ | 181-15234-H | †Gunmetal Gray Metallic | J (C-5134-Y) |
| ★ 2617▲ | 93-91105 | Mist Gray | H (C-5144-E) |
| ★ 2621■ | 181-15231 | Regatta Blue Metallic | C (C-2184-Y) |
| ★ 2623-H■ | 93-91108-H | †Gaughin Red | P (C-7064-E) |
| ★ 2628■ | 181-15232 | Parade Green Metallic | F (C-3191-Y) |
| ★ 2629▲ | 93-91216 | †Desert Beige | L (C-8051-E) |
| ★ 2630-H■ | 181-15233-H | Copper Brown Metallic | N (C-4093-Y) |
| ★ 2631■ | 181-15235-H | Charcoal Gray Metallic | K (C-5153-Y) |
| ★ 2632-H | 181-15236-H | Deep Ruby Metallic | U (C-6038-Y) |
| ★ 2654▲ | 181-15335 | Regatta Blue Metallic No. 2 | C (C-2196-Y) |

†Also used as interior colors.

NOTE: DUCO mixing machine formulas, only, are available for the following 1957 Chrysler-Imperial interior colors:

| DUCO Formula File Number | Color | Part No. |
|--------------------------|-----------------------------|----------|
| 82740■ | Silver Gray Metallic | C-5148-B |
| 82745■ | Danube Blue Metallic | C-2174-B |
| 82746■ | Fanfare Green | C-3184-B |
| 82747-H■ | Chateau Green Metallic | C-3185-B |
| 82748▲ | Shadow Gray | C-5150-B |
| 82749■ | Bamboo Tan | C-8538-B |
| 82750■ | Dolphin Blue | C-2112-B |
| 82751-H▲ | Spectral Turquoise Metallic | C-2175-B |
| 82771▲ | Golf Gray | C-5152-B |
| 82772■ | Petal Green | C-3187-B |
| 82773■ | Glacier Blue | C-3169-B |
| 82774▲ | Calico Blue | C-2177-B |
| 82777■ | Silver Blue Metallic | C-3183-B |
| 82802■ | Silver Green Metallic | C-3075-B |
| 82803■ | Saddle Beige | C-8043-B |

1958 CHRYSLER-IMPERIAL

| DUCO | DULUX | Color | Comb. and Part No. |
|----------|-------------|---------------------------|--------------------|
| ★ 2539▲ | 93-91016 | Ermine | X (C-9108-E) |
| ★ 2606▲ | 93-91110 | Champagne Gold | Z (C-9111-E) |
| ★ 2607▲ | 93-91132 | Shell Pink | R (C-8058-E) |
| ★ 2833▲ | 93-92108 | Stardust Blue | B (C-2198-E) |
| ★ 2835■ | 93-92110 | Midnight Blue | D (C-2178-E) |
| ★ 2836-H | 93-92121-H | Matador Red | P (C-7075-E) |
| ★ 2838■ | 181-15523 | †Air Force Blue Metallic | C (C-2188-Y) |
| ★ 2843■ | 93-92124 | Bamboo Yellow | V (C-9114-E) |
| ★ 2849■ | 93-92111 | Spring Green | E (C-3206-E) |
| ★ 2850■ | 181-15541-H | Mandarin Jade Metallic | G (C-3217-Y) |
| ★ 2851■ | 93-92114 | Aztec Turquoise | H (C-3214-E) |
| ★ 2852▲ | 93-92125 | Ballet Blue | W (C-2200-E) |
| ★ 2853■ | 181-15526 | †Winchester Gray Metallic | L (C-5158-Y) |
| ★ 2854■ | 181-15524 | Cypress Green Metallic | F (C-3207-Y) |
| ★ 2855■ | 181-15525 | Spruce Metallic | J (C-3209-Y) |
| ★ 2856▲ | 93-92116 | Satin Gray | K (C-5157-E) |
| ★ 2857▲ | 93-92118 | Mesa Tan | M (C-8067-E) |
| ★ 2858■ | 181-15527 | Sandalwood Metallic | N (C-4098-Y) |
| ★ 2863-H | 181-15528-H | Garnet Maroon Metallic | T (C-6041-Y) |
| ★ 2916 | 93-92842-H | Bimini Blue† | V (C-2216-E) |

| DUCO | DULUX | Color | Comb. and Part No. |
|----------|-------------|-----------------------|--------------------|
| ★ 2917■ | No Match | Frosty Tan Metallic†† | Y (C-8548-Y) |
| No Match | ★93-92120-H | Tahitian Coral | O (C-7076-E) |

†Also used as interior colors.
††1958 Chrysler-Imperial Spring colors.

NOTE: DUCO mixing machine formulas, only, are available for the following 1958 Chrysler-Imperial interior colors:

| DUCO Formula File Number | Color | Part No. |
|--------------------------|-------------------------|----------|
| 82803■ | Saddle Beige | C-8043-B |
| 83590■ | Sparkle Silver Metallic | C-9121-B |
| 92347-H■ | Ritz Red | C-7048-B |
| 92348■ | Claret Blue Metallic | C-2197-B |
| 92349■ | Foliage Green Metallic | C-3157-B |
| 92350■ | Nile Turquoise Metallic | C-3211-B |
| 92351■ | Ming Turquoise Metallic | C-3212-B |
| 92352■ | Woodland Green Metallic | C-3216-B |
| 92354■ | Sand Beige Metallic | C-8548-B |
| No Formula | Velvet Gray Metallic | C-5171-B |

★A Du Pont mixing machine formula for DULUX Enamel is available.

▲A Du Pont mixing machine formula for DUCO Lacquer is available in quantities of a pint and upwards.

■A Du Pont mixing machine formula for DUCO Lacquer is available in quantities larger than a pint.

The above Chrysler-Imperial colors are available to Refinishers from Distributors of Du Pont Refinishing Materials.


1959 CHRYSLER-IMPERIAL COLORS

"DUCO" STOCK, ORDER AND CODE NUMBER

Combination and Part Number

★2539▲
246-91016 Ivory White

X
(C-9108-ES)



DUCO ★2539▲ } Ivory White
DULUX 93-91016 }

★2836-H
246-92121-H Radiant Red (Bleeder)


R
(C-7075-ES)



DUCO ★2836-H } Radiant Red
DULUX 93-92121-H }

★3043▲
202-83646 Storm Gray Metallic (Bleeder)

M
(C-5174-YS)
(1959 Chrysler)



DUCO ★3043▲ } Storm Gray
DULUX 181-83646 } Metallic

★3054▲
202-83639 Oxford Gray Metallic


M
(C-5178-YS)
(1959 Imperial)



DUCO ★3054▲ } Oxford Gray
DULUX 181-83639 } Metallic

★3057■
246-83625 Spun Yellow

Y
(C-9131-ES)
(1959 Chrysler)



DUCO ★3057■ } Spun Yellow
DULUX 93-83625 }

★3058■
246-83640 Normandy Blue

B
(C-2204-ES)



DUCO ★3058■ } Normandy Blue
DULUX 93-83640 }

★3059■
246-83649 Persian Pink


N
(C-7078-ES)



DUCO ★3059■ } Persian Pink
DULUX 93-83649 }

★3060■
246-83651 Yellow Mist (Bleeder)

Y
(C-9114-ES)
(1959 Imperial)



DUCO ★3060■ } Yellow Mist
DULUX 93-83651 }

★A Du Pont mixing machine formula for DULUX Enamel is, or will be, available.

■A Du Pont mixing machine formula for DUCO Lacquer is, or will be, available in quantities of a pint and upwards.

▲A Du Pont mixing machine formula for DUCO Lacquer is, or will be, available in quantities larger than a pint.



See Reverse Side for an Explanation of the 1959 Chrysler-Imperial Color Combinations →

ISSUED DECEMBER 8, 1958

1959 CHRYSLER-IMPERIAL COLOR COMBINATIONS

Over-all color combinations are so indicated on Sheets 1, 2 and 3 of this bulletin.

Chrysler and Imperial continue the single, double or triple letter system for identifying the exterior body finishes of their 1959 model cars.

NOTE: Where one or a series of three letters is shown on the identification plate, the car was finished over-all at the factory in the same color. If the letters shown are different, the color identified by the first letter was used as the *Upper*, that of the second letter as the *Middle* or *Lower* color, the third letter (if it is a three-tone combination) the *Lower* color.

INTERIOR COLORS

| DUCO Stock Number | Color | Part Number |
|-------------------|--|-------------|
| 3061▲ | †Twilight Blue Metallic (Nocturne Blue Metallic) | C-2205-B |
| 3067▲ | †Elwood Beige Metallic (Cameo Tan Metallic) | C-8072-B |
| 3069■ | †Meadow Green Metallic (Highland Green Metallic) | C-3225-B |
| 3070■ | †Granada Turquoise Metallic (Turquoise Gray Metallic) | C-3229-B |
| 3071■ | †Toro Ruby Metallic (Gray Rose Metallic) | C-6042-B |

†Also used as exterior colors.

NOTE: DUCO mixing machine formulas, only, are available for the following 1959 Chrysler-Imperial interior colors:

| DUCO Formula File Number | Color | Part Number |
|--------------------------|--------------------------------------|-------------|
| 83580■ | Orient Ruby Metallic | C-6044-B |
| 83581■ | Orient Ruby Metallic (Semi-gloss) | C-6044-SB |
| 83582-H■ | Donna Blue Metallic | C-2207-B |
| 83583-H■ | Donna Blue Metallic (Semi-gloss) | C-2207-SB |
| 83584-H■ | Hampton Green Metallic | C-3230-B |
| 83585-H■ | Hampton Green Metallic (Semi-gloss) | C-3230-SB |
| 83586■ | Calfskin Brown Metallic | C-4103-B |
| 83587■ | Calfskin Brown Metallic (Semi-gloss) | C-4103-SB |
| 83588■ | Ascot Gray Metallic (Semi-gloss) | C-5178-SB |
| 83589-H■ | Glory Turquoise Metallic | C-2208-B |
| 83590■ | Sparkle Silver Metallic | C-9121-B |
| 83590■ | Vanguard Gray Metallic | C-5171-B |
| 83591■ | Opal White | C-9128-B |
| 83592▲ | Saddle Beige | C-8043-B |
| 83598■ | El Greco Beige | C-8067-B |
| 83687-H■ | Porto Red | C-7079-B |

■A Du Pont mixing machine formula for DUCO Lacquer is, or will be, available in quantities of a pint and upwards.

▲A Du Pont mixing machine formula for DUCO Lacquer is, or will be, available in quantities larger than a pint.

NOTE: Where semi-gloss is required, addition of #4528 Flattening Compound is recommended in accordance with label directions.

Color combination letters appear on the left front portion of the firewall under the hood.

NOTE: Most colors in this bulletin are available in both DUCO and DULUX; however, it should be noted that it is not always possible to make close matches in DUCO to DULUX colors and vice versa.

Every possible precaution is taken to provide the refinish trade with accurate DUCO and DULUX color matches. Due to circumstances beyond our control, we cannot be responsible for inaccurate color matches resulting from changes in standards by automobile manufacturers without our knowledge, change of car colors on aging, and color variances caused by application methods, etc. We will assume responsibility only for factory color matches to established Du Pont color standards.

As the accuracy of color matches made with the Du Pont Color Blending Service depends on the individual operating the equipment, we will assume responsibility only for the uniformity of our mixing enamels and lacquers.