


1955 DE SOTO COLORS

"DUCO" STOCK, ORDER AND CODE NUMBER

Combination Number

1942*
 246-58075 Surf White
 246-0953 (246-0097) White
 246-0701-H (246-0751-H) Chrome Oxide Green
 246-0222 (246-025) Black
 246-0630 (246-064) Ferrite Yellow

355, 365 (U), 372 (U), 374 (U),
 382 (U), 384 (U), 392 (U),
 401 (U), 405 (U), 411 (U),
 420 (L) through 427 (L)



***DUCO 1942 } Surf White**
DULUX 93-58075 }

2041*
 246-58575 Birch Gray
 246-0953 (246-0097) White
 246-0701-H (246-0751-H) Chrome Oxide Green
 246-0222 (246-025) Black
 246-0519-H (246-0594-H) Organic Blue


330, 363 (U),
 376 (U), 390 (L), 391 (L),
 392 (L), 393 (L), 394 (L),
 395 (U), 412 (U), 423 (U)



***DUCO 2041 } Birch Gray**
DULUX 93-58575 }

2042*
 246-58537 Emberglow
 246-0953 (246-0097) White
 246-0677 (246-063) Orange
 246-0312-H Fast Red
 246-0222 (246-025) Black


350, 361 (U),
 405 (L), 406 (L), 425 (U)



***DUCO 2042 } Emberglow**
DULUX 93-58537 }

2086*
 246-58622 Avon Blue
 246-0953 (246-0097) White
 246-0519-H (246-0594-H) Organic Blue
 246-0785-H Blue-Toned Green
 246-0222 (246-025) Black


305, 370 (L), 371 (L),
 372 (L), 373 (U), 375 (U)



***DUCO 2086 } Avon Blue**
DULUX 93-58622 }

2087*
 246-58653 Lexington Green
 246-0953 (246-0097) White
 246-0630 (246-064) Ferrite Yellow
 246-0785-H Blue-Toned Green
 246-0222 (246-025) Black


316, 364 (U), 381 (U),
 383 (L), 384 (L), 385 (L), 421 (U)



***DUCO 2087 } Lexington Green**
DULUX 93-58653 }

2088*
 246-58654 Dolphin Blue
 246-0953 (246-0097) White
 246-0519-H (246-0594-H) Organic Blue
 246-0222 (246-025) Black
 246-0785-H Blue-Toned Green


306, 370 (U),
 373 (L), 374 (L), 420 (U)



***DUCO 2088 } Dolphin Blue**
DULUX 93-58654 }

2089-H*
 246-58664-H Carnival Red
 246-0381-H Dark Red
 246-0383-H Light Red
 246-0222 (246-025) Black


351, 360 (U), 394 (U), 410 (L),
 411 (L), 412 (L), 424 (U)



***DUCO 2089-H } Carnival Red**
DULUX 93-58664-H }

2090*
 246-58665 Cove Green
 246-0953 (246-0097) White
 246-0701-H (246-0751-H) Chrome Oxide Green
 246-0679 (246-062) Yellow
 246-0222 (246-025) Black

315, 380 (L), 381 (L), 382 (L),
 383 (U), 386 (U), 422 (U)



***DUCO 2090 } Cove Green**
DULUX 93-58665 }

*A Du Pont mixing machine formula for DULUX Enamel is available.



See Reverse Side for 1955 De Soto Color Combination Numbers →

ISSUED FEBRUARY 9, 1955

1955 DE SOTO COLOR COMBINATION NUMBERS

Comb. No.	DUCO Stock No.	Color	Comb. No.	DUCO Stock No.	Color
301	#44	Black	Upper	#44	Black
305	2086	Avon Blue	385	{ 2087	Lexington Green
306	2088	Dolphin Blue	Lower		
307	2099	Marlin Blue Metallic	Upper	{ 2090	Cove Green
315	2090	Cove Green	386	{ 2111-H	Sherwood Green Metallic
316	2087	Lexington Green	Lower		
317	2111-H	Sherwood Green Metallic	Upper	{ 2099	Marlin Blue Metallic
330	2041	Birch Gray	390	{ 2041	Birch Gray
331	2110	Thunder Gray Metallic	Lower		
340	2143-H	Jamaica Bronze Metallic	Upper	{ 2110	Thunder Gray Metallic
350	2042	Emberglow	391	{ 2041	Birch Gray
351	2089-H	Carnival Red	Lower		
355	1942	Surf White	Upper	{ 1942	Surf White
			392	{ 2041	Birch Gray
			Lower		
Upper	{ 2089-H	Carnival Red	Upper	{ #44	Black
360	{ #44	Black	393	{ 2041	Birch Gray
Lower			Lower		
Upper	{ 2042	Emberglow	Upper	{ 2089-H	Carnival Red
361	{ #44	Black	394	{ 2041	Birch Gray
Lower			Lower		
Upper	{ 2143-H	Jamaica Bronze Metallic	Upper	{ 2041	Birch Gray
362	{ #44	Black	395	{ 2110	Thunder Gray Metallic
Lower			Lower		
Upper	{ 2041	Birch Gray	Upper	{ #44	Black
363	{ #44	Black	400	{ 2143-H	Jamaica Bronze Metallic
Lower			Lower		
Upper	{ 2087	Lexington Green	Upper	{ 1942	Surf White
364	{ #44	Black	401	{ 2143-H	Jamaica Bronze Metallic
Lower			Lower		
Upper	{ 1942	Surf White	Upper	{ 1942	Surf White
365	{ #44	Black	405	{ 2042	Emberglow
Lower			Lower		
Upper	{ 2088	Dolphin Blue	Upper	{ #44	Black
370	{ 2086	Avon Blue	406	{ 2042	Emberglow
Lower			Lower		
Upper	{ 2099	Marlin Blue Metallic	Upper	{ #44	Black
371	{ 2086	Avon Blue	410	{ 2089-H	Carnival Red
Lower			Lower		
Upper	{ 1942	Surf White	Upper	{ 1942	Surf White
372	{ 2086	Avon Blue	411	{ 2089-H	Carnival Red
Lower			Lower		
Upper	{ 2086	Avon Blue	Upper	{ 2041	Birch Gray
373	{ 2088	Dolphin Blue	412	{ 2089-H	Carnival Red
Lower			Lower		
Upper	{ 1942	Surf White	Upper	{ 2088	Dolphin Blue
374	{ 2088	Dolphin Blue	420	{ 1942	Surf White
Lower			Lower		
Upper	{ 2086	Avon Blue	Upper	{ 2087	Lexington Green
375	{ 2099	Marlin Blue Metallic	421	{ 1942	Surf White
Lower			Lower		
Upper	{ 2041	Birch Gray	Upper	{ 2090	Cove Green
376	{ 2099	Marlin Blue Metallic	422	{ 1942	Surf White
Lower			Lower		
Upper	{ 2111-H	Sherwood Green Metallic	Upper	{ 2041	Birch Gray
380	{ 2090	Cove Green	423	{ 1942	Surf White
Lower			Lower		
Upper	{ 2087	Lexington Green	Upper	{ 2089-H	Carnival Red
381	{ 2090	Cove Green	424	{ 1942	Surf White
Lower			Lower		
Upper	{ 1942	Surf White	Upper	{ 2042	Emberglow
382	{ 2090	Cove Green	425	{ 1942	Surf White
Lower			Lower		
Upper	{ 2090	Cove Green	Upper	{ 2143-H	Jamaica Bronze Metallic
383	{ 2087	Lexington Green	426	{ 1942	Surf White
Lower			Lower		
Upper	{ 1942	Surf White	Upper	{ #44	Black
384	{ 2087	Lexington Green	427	{ 1942	Surf White
Lower			Lower		

LATE 1955 AND 1956 DE SOTO COLORS

**"DUCO" STOCK, ORDER AND
CODE NUMBER**

Combination
Number

★2186■ (LATE 1955 DE SOTO COLORS)
 246-59228 Coronado Green
 246-0953 (246-0097) White
 246-0612-H Green Gold Toner
 246-0785-H Blue-Toned Green
 430 (L), 431 (CS), 432 (L), 433 (CS),
 434 (U), 435 (U)

DUCO ★2186■ } Coronado Green
 DULUX 93-59228 }

(1956 DE SOTO COLORS)
 ★2355■
 246-59835 White
 246-0953 (246-0097) White
 246-0630 (246-064) Ferrite Yellow
 246-0701-H (246-0751-H) Chrome Oxide Green
 246-0222 (246-025) Black
 356, 372 (U), 373 (L), 382 (U), 383 (L),
 386 (U), 387 (L), 394 (U), 395 (L),
 396 (U), 397 (L), 398 (U), 399 (L),
 408 (U), 409 (L), 420 (U), 421 (L),
 424 (U), 425 (L), 428 (U), 429 (L),
 430 (U), 431 (L), 432 (U), 433 (L),
 434 (U), 435 (L)

DUCO ★2355■ } White
 DULUX 93-59835 }

★2367■
 246-59845 Dutch Blue
 246-0953 (246-0097) White
 246-0519-H (246-0594-H) Organic Blue
 246-0222 (246-025) Black
 246-0785-H Blue-Toned Green
 305, 380 (L), 381 (U), 382 (L), 383 (U)

DUCO ★2367■ } Dutch Blue
 DULUX 93-59845 }

★2368■
 246-59846 Light Aqua
 246-0953 (246-0097) White
 246-0785-H Blue-Toned Green
 246-0222 (246-025) Black
 246-0630 (246-064) Ferrite Yellow
 315, 390 (L), 391 (U), 392 (L), 393 (U),
 394 (L), 395 (U)

DUCO ★2368■ } Light Aqua
 DULUX 93-59846 }

★2369■
 246-59839 Pearl Gray
 246-0953 (246-0097) White
 246-0222 (246-025) Black
 246-0312-H Fast Red
 246-0630 (246-064) Ferrite Yellow
 330, 360 (U), 361 (L), 384 (U), 385 (L),
 400 (L), 401 (U), 402 (L), 403 (U),
 404 (L), 405 (U), 406 (L), 407 (U),
 408 (L), 409 (U)

DUCO ★2369■ } Pearl Gray
 DULUX 93-59839 }

★2370■
 202-59847 Iridescent Green Metallic
 246-0785-H Blue-Toned Green
 246-0701-H (246-0751-H) Chrome Oxide Green
 246-0222 (246-025) Black
 246-0953 (246-0097) White
 202-081 Metallic Base (Coarse)
 317, 392 (U), 393 (L), 398 (L), 399 (U)

DUCO ★2370■ } Iridescent Green
 DULUX 181-14789 } Metallic

★2371
 246-59842 Shell Pink
 246-0953 (246-0097) White
 246-0383-H Light Red
 246-0381-H Dark Red
 246-0222 (246-025) Black
 350, 362 (U), 363 (L), 410 (U), 411 (L),
 422 (L), 423 (U), 424 (L), 425 (U)

DUCO ★2371 } Shell Pink
 DULUX 93-59842 }

2372-H
 246-59843-H Crimson †
 246-0381-H Dark Red
 246-0383-H Light Red
 246-0953 (246-0097) White
 246-0222 (246-025) Black
 353, 368 (U), 369 (L), 404 (U), 405 (L),
 416 (U), 417 (L), 432 (L), 433 (U)

DUCO 2372-H } Crimson
 DULUX 93-59843-H }

★A Du Pont mixing machine formula for DULUX Enamel is available.
 ■A Du Pont mixing machine formula for DUCO Lacquer is available.
 †For "Touch-Up Only." Not recommended for panel repair or over-all refinishing.



See Reverse Side for 1956 De Soto Color Combination Numbers →

ISSUED JANUARY 9, 1956

1956 DE SOTO COLOR COMBINATION NUMBERS

Combination Number	DUCO Stock Number	Color
301	#44	Jet Black
305	2367	Dutch Blue
306	2399-H	Iridescent Blue Metallic
315	2368	Light Aqua
316	2398	Sage Green
317	2370	Iridescent Green Metallic
330	2369	Pearl Gray
331	2373	Iridescent Gray Metallic
350	2371	Shell Pink
351	2400	Iridescent Lavender Metallic
352	2406-H	Iridescent Plum Metallic
353	2372-H	Crimson
355	2401	Sunny Yellow
356	2355	White

The two-tone combinations being offered on the 1956 model De Soto follow:

Combination Number	DUCO Stock Number	Upper Color	DUCO Stock Number	Lower Color
360	2369	Pearl Gray	#44	Jet Black
361	#44	Jet Black	2369	Pearl Gray
362	2371	Shell Pink	#44	Jet Black
363	#44	Jet Black	2371	Shell Pink
364	2400	Iridescent Lavender Metallic	#44	Jet Black
365	#44	Jet Black	2400	Iridescent Lavender Metallic
366	2406-H	Iridescent Plum Metallic	#44	Jet Black
367	#44	Jet Black	2406-H	Iridescent Plum Metallic
368	2372-H	Crimson	#44	Jet Black
369	#44	Jet Black	2372-H	Crimson
370	2401	Sunny Yellow	#44	Jet Black
371	#44	Jet Black	2401	Sunny Yellow
372	2355	White	#44	Jet Black
373	#44	Jet Black	2355	White
380	2399-H	Iridescent Blue Metallic	2367	Dutch Blue
381	2367	Dutch Blue	2399-H	Iridescent Blue Metallic
382	2355	White	2367	Dutch Blue
383	2367	Dutch Blue	2355	White
384	2369	Pearl Gray	2399-H	Iridescent Blue Metallic
385	2399-H	Iridescent Blue Metallic	2369	Pearl Gray
386	2355	White	2399-H	Iridescent Blue Metallic
387	2399-H	Iridescent Blue Metallic	2355	White
390	2398	Sage Green	2368	Light Aqua
391	2368	Light Aqua	2398	Sage Green
392	2370	Iridescent Green Metallic	2368	Light Aqua
393	2368	Light Aqua	2370	Iridescent Green Metallic
394	2355	White	2368	Light Aqua
395	2368	Light Aqua	2355	White
396	2355	White	2398	Sage Green
397	2398	Sage Green	2355	White
398	2355	White	2370	Iridescent Green Metallic
399	2370	Iridescent Green Metallic	2355	White
400	2373	Iridescent Gray Metallic	2369	Pearl Gray
401	2369	Pearl Gray	2373	Iridescent Gray Metallic
402	2406-H	Iridescent Plum Metallic	2369	Pearl Gray
403	2369	Pearl Gray	2406-H	Iridescent Plum Metallic
404	2372-H	Crimson	2369	Pearl Gray
405	2369	Pearl Gray	2372-H	Crimson
406	2401	Sunny Yellow	2369	Pearl Gray
407	2369	Pearl Gray	2401	Sunny Yellow
408	2355	White	2369	Pearl Gray
409	2369	Pearl Gray	2355	White
410	2371	Shell Pink	2373	Iridescent Gray Metallic
411	2373	Iridescent Gray Metallic	2371	Shell Pink
412	2400	Iridescent Lavender Metallic	2373	Iridescent Gray Metallic
413	2373	Iridescent Gray Metallic	2400	Iridescent Lavender Metallic
414	2406-H	Iridescent Plum Metallic	2373	Iridescent Gray Metallic
415	2373	Iridescent Gray Metallic	2406-H	Iridescent Plum Metallic
416	2372-H	Crimson	2373	Iridescent Gray Metallic
417	2373	Iridescent Gray Metallic	2372-H	Crimson
418	2401	Sunny Yellow	2373	Iridescent Gray Metallic
419	2373	Iridescent Gray Metallic	2401	Sunny Yellow
420	2355	White	2373	Iridescent Gray Metallic
421	2373	Iridescent Gray Metallic	2355	White
422	2400	Iridescent Lavender Metallic	2371	Shell Pink
423	2371	Shell Pink	2400	Iridescent Lavender Metallic
424	2355	White	2371	Shell Pink
425	2371	Shell Pink	2355	White
426	2406-H	Iridescent Plum Metallic	2400	Iridescent Lavender Metallic
427	2400	Iridescent Lavender Metallic	2406-H	Iridescent Plum Metallic
428	2355	White	2400	Iridescent Lavender Metallic
429	2400	Iridescent Lavender Metallic	2355	White
430	2355	White	2406-H	Iridescent Plum Metallic
431	2406-H	Iridescent Plum Metallic	2355	White
432	2355	White	2372-H	Crimson
433	2372-H	Crimson	2355	White
434	2355	White	2401	Sunny Yellow
435	2401	Sunny Yellow	2355	White
436	2398	Sage Green	2401	Sunny Yellow
437	2401	Sunny Yellow	2398	Sage Green

"DUCO" STOCK, ORDER AND CODE NUMBER

Combination Number

★2373■
 202-59838 Iridescent Gray Metallic (Bleeder)
 246-0222 (246-025) Black
 246-0484 Brown
 246-0953 (246-0097) White
 246-0312-H Fast Red
 202-081 Metallic Base (Coarse)

331, 400 (U), 401 (L), 410 (L),
 411 (U), 412 (L), 413 (U), 414 (L),
 415 (U), 416 (L), 417 (U), 418 (L),
 419 (U), 420 (L), 421 (U)



DUCO ★2373■ } Iridescent Gray
 DULUX 181-14832-H } Metallic

★2398■
 246-59837 Sage Green
 246-0953 (246-0097) White
 246-0785-H Blue-Toned Green
 246-0630 (246-064) Ferrite Yellow
 246-0222 (246-025) Black


316, 390 (U), 391 (L), 396 (L), 397 (U),
 436 (U), 437 (L)



DUCO ★2398■ } Sage Green
 DULUX 93-59837 }

★2399-H■
 202-59836-H Iridescent Blue Metallic
 246-0701-H (246-0751-H) Chrome Oxide Green
 246-0519-H (246-0594-H) Organic Blue
 246-0222 (246-025) Black
 246-0953 (246-0097) White
 202-081 Metallic Base (Coarse)

306, 380 (U), 381 (L), 384 (L), 385 (U),
 386 (L), 387 (U)



DUCO ★2399-H■ } Iridescent Blue
 DULUX No Match } Metallic

★2400■
 202-59840 Iridescent Lavender Metallic
 246-0484 Brown
 246-0953 (246-0097) White
 246-0312-H Fast Red
 246-0222 (246-025) Black
 202-081 Metallic Base (Coarse)

351, 364 (U), 365 (L), 412 (U), 413 (L),
 422 (U), 423 (L), 426 (L), 427 (U),
 428 (L), 429 (U)



DUCO ★2400■ } Iridescent Lavender
 DULUX 181-14787 } Metallic

★2401■
 246-59844 Sunny Yellow †
 246-0953 (246-0097) White
 246-0679 (246-062) Yellow
 246-0222 (246-025) Black

355, 370 (U), 371 (L), 406 (U), 407 (L),
 418 (U), 419 (L), 434 (L), 435 (U),
 436 (L), 437 (U)



DUCO ★2401■ } Sunny Yellow
 DULUX 93-59844 }

2406-H
 202-59841-H Iridescent Plum Metallic (Bleeder)
 246-0484 Brown
 246-0312-H Fast Red
 246-0383-H Light Red
 246-0222 (246-025) Black
 246-0953 (246-0097) White
 202-081 Metallic Base (Coarse)

352, 366 (U), 367 (L), 402 (U), 403 (L),
 414 (U), 415 (L), 426 (U), 427 (L),
 430 (L), 431 (U)



DUCO 2406-H } Iridescent Plum
 DULUX 181-14788-H } Metallic

★A Du Pont mixing machine formula for DULUX Enamel is available.
 ■A Du Pont mixing machine formula for DUCO Lacquer is available.
 †"For Touch-Up Only." Not recommended for panel repair or over-all refinishing.

ORDER ONLY BY "DUCO" STOCK ORDER NUMBER
INTERIOR COLORS

NOTE: DUCO Lacquer mixing machine formulas only are available for the following 1956 De Soto Interior Colors.

DUCO Formula File Number	Color
59878	Hawk Blue Metallic
59879	Calder Gray
59880	White

DUCO tinting colors, for the various formulas, are shown where available. These colors are listed in the order of their importance in the event that tinting is necessary. Color combination numbers appear on a plate on the left front portion of the firewall under the hood.

NOTE: Most colors in this bulletin are available in both DUCO and DULUX; however, it should be noted that it is not always possible to make close matches in DUCO to DULUX colors and vice versa. Every possible precaution is taken to provide the refinish trade with accurate DUCO and DULUX color matches. Due to circumstances beyond our control, we cannot be responsible for inaccurate color matches resulting from changes in standards by automobile manufacturers without our knowledge, change of car colors on aging, and color variances caused by application methods, etc. We will assume responsibility only for factory color matches to established Du Pont color standards. As the accuracy of color matches made with the Du Pont Color Blending Service depends on the individual operating the equipment, we will assume responsibility only for the uniformity of our mixing enamels and lacquers.

SEE OTHER SIDE FOR 1952-1953-1954 AND 1955 DE SOTO COLORS

1952-1953-1954 and 1955 De Soto Colors

1952 DE SOTO

DUCO	DULUX	Color	Comb. No.
★749■	93-81424-G	*Midnight Blue	307
★925-M	93-81583-M	*Royal Maroon	360
★926■	93-81584	*Glen Green	320
★1150■	93-55798	Arizona Beige	345, 380 (U)
★1151■	93-55799	Ceramic Yellow	365, 376 (L)
★1166■	93-55808	*Capri Blue	305, 373 (L)
★1167-K■	181-10481-K	*Imperial Blue Metallic	306, 371 (U), 373 (U)
★1168■	93-55811	Platinum Gray	336, 372 (L), 379 (U)
★1257■	93-57080	French Blue	308, 377 (L)
★1258■	93-57081	Fern Green	322, 378 (U)

DUCO	DULUX	Color	Comb. No.
★1259-G■	181-10624-H	Gulf Blue Metallic	309, 377 (U)
★1260■	181-10612-H	Midnight Blue Metallic	310
1261-M	181-10613-M	Sovereign Maroon Metallic	361, 379 (L)
★1380-H■	181-10616-K	Dublin Green Metallic	324
★1388-G■	181-10687-H	Dusk Gray Metallic	335, 372 (U)
★1408-G■	181-24146	*Andante Green Metallic	321, 374 (L)
★1418-G■	181-10697-K	*Marine Green Metallic	323
★1426-G	181-10477-K	Morocco Brown Metallic	346, 380 (L)

*Limited production.

1953 DE SOTO

DUCO	DULUX	Color	Comb. No.
★1150■	93-55798	Arizona Beige	345, 379 (L), 380 (U)
★1151■	93-55799	Ceramic Yellow	365, 376 (L)
★1257■	93-57080	French Blue	308, 371 (L), 375 (U)
★1260■	181-10612-H	Midnight Blue Metallic	310
1261-M	181-10613-M	Sovereign Maroon Metallic	361, 373 (L), 378 (U)
★1418-G■	181-10697-K	Marine Green Metallic	323

DUCO	DULUX	Color	Comb. No.
★1426-G	181-10477-K	Morocco Brown Metallic	346, 379 (U), 380 (L)
★1488■	93-57251	Spring Green	322, 370 (U), 374 (L)
★1489■	93-57252	Mist Gray	335, 372 (L), 373 (U), 377 (U), 378 (L)
★1509-H■	181-10741-K	Harbor Blue Metallic	309, 371 (U), 375 (L)
★1510-H■	181-10736-H	Forest Green Metallic	324, 370 (L), 374 (U)
★1511■	181-10737-H	Slate Gray Metallic	336, 372 (U)

1954 DE SOTO

DUCO	DULUX	Color	Comb. No.
★1150■	93-55798	Arizona Beige	340, 368 (L), 369 (U)
★1510-H■	181-10736-H	Forest Green Metallic	316, 364 (U), 365 (L)
★1511■	181-10737-H	Slate Gray Metallic	331, 366 (U), 367 (L)
★1774■	93-57675	Colonial Gray	330, 366 (L), 367 (U), 374 (U), 375 (L), 376 (L), 377 (U), 378 (L), 379 (U), 380 (U), 381 (L)
★1775-H■	93-57677-H	Aztec Yellow	355, 372 (L)
★1787■	181-14129	Ensign Blue Metallic	307
1788-H	93-57676-H	Cherokee Red	350, 370 (L), 371 (U), 380 (L), 381 (U)
★1820■	181-14136-H	Azure Blue Metallic	306, 360 (U), 361 (L), 374 (L), 375 (U)
★1821■	93-57670	Huron Blue	305, 360 (L), 361 (U), 376 (U), 377 (L)
★1822■	93-57673	Kerry Green	315, 362 (L), 363 (U), 364 (L), 365 (U), 382 (L)

DUCO	DULUX	Color	Comb. No.
★1823■	181-14130-H	Pinehurst Green Metallic	317, 362 (U), 363 (L)
★1824-H■	181-14131-H	Burma Tan Metallic	341, 368 (U), 369 (L)
★1930■	93-58010	Cadiz Blue	383 (U), 384 (L)
★1931■	93-58011	Sahara Beige	383 (L), 384 (U)

NOTE: DULUX mixing machine formulas, only, are available for the following Special Colors known as "Summer Series."

DULUX Formula	File No.	Color	Comb. No.
14247	14247	Tropic Blue Metallic	309, 385 (U), 386 (L), 391 (L), 392 (U)
14248	14248	Fairway Green Metallic	319, 389 (U), 390 (L)
72912	72912	Fountain Blue	308, 385 (L), 386 (U), 393 (U), 394 (L)
72913	72913	June Green	318, 387 (L), 388 (U), 389 (L), 390 (U), 395 (L)

1955 DE SOTO

DUCO	DULUX	Color	Comb. No.
★1942■	93-58075	Surf White	355, 365 (U), 372 (U), 374 (U), 382 (U), 384 (U), 392 (U), 401 (U), 405 (U), 411 (U), 419 (L), 420 (L) through 427 (L), 430 (CS), 431 (L), 432 (U), 433 (U), 434 (CS), 435 (L)
★2041■	93-58575	Birch Gray	330, 363 (U), 374 (U), 390 (U), 391 (L), 392 (L), 393 (L), 394 (L), 395 (U), 412 (U), 423 (U)
★2042	93-58537	Emberglow	350, 361 (U), 408 (L), 406 (L), 425 (U)
★2086■	93-58622	Avon Blue	305, 370 (L), 371 (L), 372 (L), 373 (U), 375 (U), 419 (U)
★2087■	93-58653	Lexington Green	316, 364 (U), 381 (U), 383 (L), 384 (L), 385 (L), 421 (U)
★2088■	93-58654	Dolphin Blue	306, 370 (U), 373 (L), 374 (L), 420 (U)
★2089-H	93-58664-H	Carnival Red	351, 360 (U), 394 (U), 410 (L), 411 (L), 412 (L), 424 (U)

DUCO	DULUX	Color	Comb. No.
★2090■	93-58665	Cove Green	315, 380 (L), 381 (L), 382 (L), 383 (U), 386 (U), 422 (U)
★2099■	181-14284	Marlin Blue Metallic	307, 371 (U), 375 (L), 376 (L), 390 (U)
★2110■	181-14294	Thunder Gray Metallic	331, 391 (U), 395 (L)
★2111-H■	181-14296-H	Sherwood Green Metallic	317, 380 (U), 386 (L)
2143-H	181-14439-H	Jamaica Bronze Metallic	340, 362 (U), 400 (L), 401 (L), 426 (U)
★2186	93-59228	Coronado Green	430 (L), 431 (CS), 432 (L), 433 (CS), 434 (U), 435 (U)

NOTE: A DULUX mixing machine formula, only, is available for the following Special Color.

DULUX Formula	File No.	Color	Comb. No.
73663	73663	Light Taffy	440 (U), 440 (CS), 441 (L)
No Formula		Copper Rose	440 (L), 441 (CS), 441 (U)

★A Du Pont mixing machine formula for DULUX Enamel is available.
 ■A Du Pont mixing machine formula for DUCO Lacquer is available.

The above De Soto colors are available to Refinishers from Distributors of Du Pont Refinishing Materials.



BETTER THINGS FOR BETTER LIVING . . . THROUGH CHEMISTRY

1958 DE SOTO COLORS

(LS-3 FIREFLITE AND LS-2 FIREHOME)

"DUCO" STOCK, ORDER AND CODE NUMBER

Combination and Part Number

★2539■
246-91016 Pearl White

X
(C-9108-E)

DUCO ★2539■ Pearl White
DULUX 93-91016

★2668■
246-91798 Spanish Gold

U
(C-9115-E)

DUCO ★2668■ Spanish Gold
DULUX 93-91798

★2833■
246-92108 Wedgewood Blue

B and Int.
(C-2198-E)

DUCO ★2833■ Wedgewood Blue
DULUX 93-92108

★2834■
246-92127 Willow Green

E
(C-3213-E)

DUCO ★2834■ Willow Green
DULUX 93-92127

★2835■
246-92110 Midnight Blue

D
(C-2178-E)

DUCO ★2835■ Midnight Blue
DULUX 93-92110

★2836-H
246-92121-H Holly Red (Bleeder)

P
(C-7075-E)

DUCO ★2836-H Holly Red
DULUX 93-92121-H

★2838■
202-92109 Haze Blue Metallic

C and Int.
(C-2188-Y)

DUCO ★2838■ Haze Blue
DULUX 181-15523 Metallic

★2839■
202-92128 Spruce Green Metallic

F and Int.
(C-3193-Y)

DUCO ★2839■ Spruce Green
DULUX 181-15529 Metallic

★A Du Pont mixing machine formula for DULUX Enamel is available.
■A Du Pont mixing machine formula for DUCO Lacquer is available.



ISSUED JANUARY 22, 1958

See Reverse Side for an Explanation of the 1958 De Soto LS-3, LS-2 and LS-1 Color Combinations →

1958 DE SOTO LS-3, LS-2 AND LS-1 COLOR COMBINATIONS

Over-all 1958 De Soto LS-3, LS-2 and LS-1 color combinations are so indicated on Sheets 1, 2, 3 and 4 of this bulletin.

All Chrysler Divisions continue the single, double or triple letter system for identifying the exterior body finishes of their 1958 model cars.

NOTE: Where one or a series of three letters are shown on the identification plate, the car was finished over-all at the factory in the same color. If the letters shown are different, the color identified by the first letter was used as the *Upper*, that of the second letter as the *Middle* or *Lower* color, the third letter (if it is a three-tone combination) the *Lower* color.

Color combination letters appear on a plate on the left front portion of the firewall under the hood.

NOTE: The colors in this section of the bulletin are available in both DUCO and DULUX; however, it should be noted that it is not always possible to make close matches in DUCO to DULUX colors and vice versa.

Every possible precaution is taken to provide the refinish trade with accurate DUCO and DULUX color matches. Due to circumstances beyond our control, we cannot be responsible for inaccurate color matches resulting from changes in standards by automobile manufacturers without our knowledge, change of car colors on aging, and color variances caused by application methods, etc. We will assume responsibility only for factory color matches to established Du Pont color standards.

As the accuracy of color matches made with the Du Pont Color Blending Service depends on the individual operating the equipment, we will assume responsibility only for the uniformity of our mixing enamels and lacquers.

ORDER ONLY BY "DUCO" STOCK ORDER NUMBER

1958 DE SOTO LS-3 AND LS-2 INTERIOR COLORS

DUCO Stock Order Number	Color	Part Number
2833	†Castle Blue (Wedgewood Blue)	C-2198-B
2838	†Comet Blue Metallic (Haze Blue Metallic)	C-2188-B
2839	†Mecca Green Metallic (Spruce Green Metallic)	C-3193-B
2845	†Seacoast Aqua	C-2189-B
2846	†Shadow Gray Metallic (Steel Gray Metallic)	C-5161-B
2857	El Greco Beige (Mesa Tan)	C-8067-B
2871	†Peacock Turquoise Metallic (French Turquoise Metallic)	C-2190-B

†Also used as exterior colors.

NOTE: DUCO mixing machine formulas only are available for the following 1958 De Soto LS-3 and LS-2 interior colors.

DUCO Formula File Number	Color	Part Number
92359	Swiss Green	C-3210-B
92361	Missile Gray Metallic	C-5164-B

NOTE: Where semi-gloss is required, addition of #4528 Flattening Compound is recommended in accordance with label directions.

1958 DE SOTO COLOR BULLETIN No. 25 (SHEET 2)
 (LS-3 FIREFLITE AND LS-2 FIREDOME)

"DUCO" STOCK, ORDER AND CODE NUMBER

★2845■
 246-92129 Seacoast Aqua


Combination and Part Number
 H and Int.
 (C-2189-E)



DUCO ★2845■ } Seacoast Aqua
 DULUX 93-92129 }

★2846■
 202-92132 Steel Gray Metallic


L and Int.
 (C-5161-Y)



DUCO ★2846■ } Steel Gray
 DULUX 181-15531 } Metallic

★2847-H
 246-92133-H Autumn Rust † (Bleeder)

O
 (C-7074-E)



DUCO ★2847-H } Autumn Rust
 DULUX 93-92133 }

★2848■
 246-92131 Smoke Gray

K
 (C-5160-E)



DUCO ★2848■ } Smoke Gray
 DULUX 93-92131 }

★2871■
 202-92130 French Turquoise Metallic

J and Int.
 (C-2190-Y)



DUCO ★2871■ } French Turquoise
 DULUX 181-15530 } Metallic

★2872
 202-92134 Adventurer Gold Metallic No. 3

V
 (C-9122-Y5)



DUCO ★2872 } Adventurer Gold
 DULUX 181-15532 } Metallic No. 3

★A Du Pont mixing machine formula for DULUX Enamel is available.
 ■A Du Pont mixing machine formula for DUCO Lacquer is available.
 †For "Touch-Up Only." Not recommended for panel repair or over-all refinishing.

WWW.DUCKMAN.COM


1958 DE SOTO LS-3, LS-2 and LS-1 SPRING COLORS

**"DUCO" STOCK, ORDER
AND CODE NUMBER**

★2905■
246-92849 Spring Rose

Combination and
Part Number


S
(C-7085-E)



DUCO ★2905■ Spring Rose

★2906-H■
202-92848-H Heather Blue Metallic


W
(C-2217-Y)



DUCO ★2906-H■ Heather Blue
Metallic

2907-H
246-92847-H Persimmon Red †

R
(C-7084-ES)



DUCO 2907-H) Persimmon Red
DULUX 93-92847-H)

† This color is used on the 1958 De Soto LS-1 Firesweep series only.
★ A Du Pont mixing machine formula for DULUX Enamel is available.
■ A Du Pont mixing machine formula for DUCO Lacquer is available.



ISSUED JUNE 10, 1958

1959 DE SOTO COLORS


(MS-3 FIREDOME AND MS-2 FIREFLITE)

"DUCO" STOCK, ORDER AND CODE NUMBER

Combination and Part Number


★2539▲
246-91016 Pearl White

X and Int.
(C-9108-ES)




★2836-H
246-92121-H Castilian Red (Bleeder)

R
(C-7075-ES)




★3043▲
202-83646 French Gray Metallic (Bleeder)

M and Int.
(C-5174-YS)



★3057■
246-83625 Aspen Yellow

Y
(C-9131-ES)



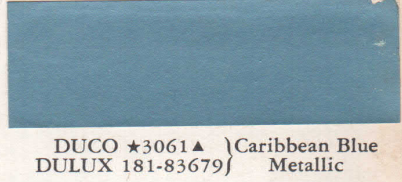
★3058■
246-83640 Bahama Blue

B
(C-2204-ES)



★3061▲
202-83679 Caribbean Blue Metallic

C and Int.
(C-2205-YS)




★3070■
202-83623 Capri Turquoise Metallic

K
(C-3229-YS)



★3074■
202-83654 Aztec Silver Metallic

L
(C-5184-YS)



★A Du Pont mixing machine formula for DULUX Enamel is, or will be, available.

■A Du Pont mixing machine formula for DUCO Lacquer is, or will be, available in quantities of a pint and upwards.

▲A Du Pont mixing machine formula for DUCO Lacquer is, or will be, available in quantities larger than a pint.



See Reverse Side for an Explanation of the 1959 De Soto MS-3, MS-2 and MS-1 Color Combinations →

ISSUED NOVEMBER 28, 1958

1959 DE SOTO MS-3, MS-2 AND MS-1 COLOR COMBINATIONS

Over-all 1959 De Soto MS-3, MS-2 and MS-1 color combinations are so indicated on Sheets 1, 2, 3 and 4 of this bulletin.

De Soto MS-3, MS-2 and MS-1 models continue the single, double or triple letter system for identifying the exterior body finishes of their 1959 model cars.

NOTE: Where one or a series of three letters is shown on the identification plate, the car was finished over-all at the factory in the same color. If the letters shown are different, the color identified by the first letter was used as the *Upper*, that of the second letter as the *Middle* or *Lower* color, the third letter (if it is a three-tone combination) the *Lower* color.

Color combination letters appear on a plate on the left front portion of the firewall under the hood.

NOTE: Most colors in this section of the bulletin are available in both DUCO and DULUX; however, it should be noted that it is not always possible to make close matches in DUCO to DULUX colors and vice versa.

Every possible precaution is taken to provide the refinish trade with accurate DUCO and DULUX color matches. Due to circumstances beyond our control, we cannot be responsible for inaccurate color matches resulting from changes in standards by automobile manufacturers without our knowledge, change of car colors on aging, and color variances caused by application methods, etc. We will assume responsibility only for factory color matches to established Du Pont color standards.

As the accuracy of color matches made with the Du Pont Color Blending Service depends on the individual operating the equipment, we will assume responsibility only for the uniformity of our mixing enamels and lacquers.

1959 DE SOTO MS-3 AND MS-2 INTERIOR COLORS

DUCO Stock Number	Color	Part Number
2539▲	†Pearl White	C-9108-B
3043▲	†Pewter Gray Metallic (French Gray Metallic)	C-5174-B
3061▲	†Twilight Blue Metallic (Caribbean Blue Metallic)	C-2205-B
3077■	†Heather Blue Metallic	C-2217-B
3079■	†Diyor Green Metallic (Forest Green Metallic)	C-3218-B

†Also used as exterior colors.

NOTE: DUCO mixing machine formulas, only, are available for the following 1959 De Soto MS-3 and MS-2 interior colors:

DUCO Formula File Number	Color	Part Number
83590■	Vanguard Gray Metallic	C-5171-B
83597■	Pottery Beige Metallic	C-8553-B
83598■	El Greco Beige	C-8067-B
83599■	Walnut Brown (Semi-gloss)	C-4097-SB
83601■	Jungle Green (Semi-gloss)	C-3197-SB
83678■	Adventurer Gold Metallic	C-9098-B
83686■	Heather Blue Metallic (Semi-gloss)	C-2217-SB

■A Du Pont mixing machine formula for DUCO Lacquer is, or will be, available in quantities of a pint and upwards.

▲A Du Pont mixing machine formula for DUCO Lacquer is, or will be, available in quantities larger than a pint.

NOTE: Where semi-gloss is required, addition of #4528 Flattening Compound is recommended in accordance with label directions.

1959 DE SOTO COLOR BULLETIN No. 26 (SHEET 2)
(MS-3 FIREDOME AND MS-2 FIREFLITE)

"DUCO" STOCK, ORDER AND CODE NUMBER

★3075■
 246-83627 Bimini Coral †

Combination and Part Number
 P
 (C-7080-ES)



DUCO ★3075■ } Bimini Coral
 DULUX 93-83627 }

★3076■
 246-83626 Surf Green


E
 (C-3232-ES)



DUCO ★3076■ } Surf Green
 DULUX 93-83626 }

★3077■
 202-83652 Heather Blue Metallic

D and Int.
 (C-2217-YS)



DUCO ★3077■ } Heather Blue
 DULUX 181-83652-H } Metallic

★3078▲
 246-83666 Canyon Beige

U and Int.
 (C-8073-ES)



DUCO ★3078▲ } Canyon Beige
 DULUX 93-83666 }

★3079■
 202-83653 Forest Green Metallic

F
 (C-3218-YS)



DUCO ★3079■ } Forest Green
 DULUX 181-83653 } Metallic

★3080-H■
 202-83693-H Golden Tan Metallic (Bleeder)

W
 (C-8547-YS)



DUCO ★3080-H■ } Golden Tan
 DULUX 181-83693 } Metallic

★A Du Pont mixing machine formula for DULUX Enamel is, or will be, available.
 ■A Du Pont mixing machine formula for DUCO Lacquer is, or will be, available in quantities of a pint and upwards.
 ▲A Du Pont mixing machine formula for DUCO Lacquer is, or will be, available in quantities larger than a pint.
 †For "Touch-Up Only." Not recommended for panel repair or over-all refinishing.

ORDER ONLY BY "DUCO" STOCK NUMBER

WWW.DUCKMAN.COM

1959 DE SOTO COLORS


(MS-1 FIRESWEEP)

"DUCO" STOCK, ORDER AND CODE NUMBER

Combination and Part Number


★2539▲
246-91016 Pearl White

X and Int.
(C-9108-ES)




★2836-H
246-92121-H Castilian Red (Bleeder)

R
(C-7075-ES)




★2869■
202-92135 Aztec Silver Metallic

L
(C-5159-YS)




★3045▲
246-83553 Flamingo Pink

N
(C-7081-ES)



★3046■
246-83555 Sunshine Yellow

V
(C-9132-ES)



★3047▲
246-83558 Catalina Blue

B
(C-2213-ES)




★3048-H■
246-83665-H Tanger Rose †

P
(C-7082-ES)



★3049■
202-83670 Glacier Blue Metallic

C and Int.
(C-2209-YS)



★A Du Pont mixing machine formula for DULUX Enamel is, or will be, available.

■A Du Pont mixing machine formula for DUCO Lacquer is, or will be, available in quantities of a pint and upwards.

▲A Du Pont mixing machine formula for DUCO Lacquer is, or will be, available in quantities larger than a pint.

†For "Touch-Up Only." Not recommended for panel repair or over-all refinishing.

1959 DE SOTO MS-1 INTERIOR COLORS

DUCO Stock Number	Color	Part Number
2539▲	†Pearl White	C-9108-B
3049■	†Lake Blue Metallic (Glacier Blue Metallic)	C-2209-B
3056■	†Forest Green Metallic (Jade Green Metallic)	C-3231-B

†Also used as exterior colors.

NOTE: DUCO mixing machine formulas, only, are available for the following 1959 De Soto MS-1 interior colors:

DUCO Formula File Number	Color	Part Number
83570■	Lake Blue (Semi-gloss)	C-2209-SB
83571▲	Glaze Ivory	C-9129-B
83572▲	Wagon Gray	C-5162-B
83573■	Silver Gray Metallic	C-5148-B
83574■	Terra Beige Metallic (Semi-gloss)	C-8551-SB
83575■	Sierra Brown Metallic	C-4101-B
83576■	Sierra Brown (Semi-gloss)	C-4101-SB
83577-H■	Mallard Green Metallic	C-3200-B
83578■	Mallard Green (Semi-gloss)	C-3200-SB
83579■	Forest Green Metallic (Semi-gloss)	C-3231-SB
83643■	Turquoise (Semi-gloss)	C-3235-SB
83644■	Glaze Ivory (Semi-gloss)	C-9129-SB
83671-H■	Coral (Semi-gloss)	C-7082-SB
83672■	Canary Yellow (Semi-gloss)	C-9132-SB

- A Du Pont mixing machine formula for DUCO Lacquer is, or will be, available in quantities of a pint and upwards.
- ▲A Du Pont mixing machine formula for DUCO Lacquer is, or will be, available in quantities larger than a pint.

NOTE: Where semi-gloss is required, addition of #4528 Flattening Compound is recommended in accordance with label directions.

Color combination letters appear on a plate on the left front portion of the firewall under the hood.

NOTE: Most colors in this section of the bulletin are available in both DUCO and DULUX; however, it should be noted that it is not always possible to make close matches in DUCO to DULUX colors and vice versa.

Every possible precaution is taken to provide the refinish trade with accurate DUCO and DULUX color matches. Due to circumstances beyond our control, we cannot be responsible for inaccurate color matches resulting from changes in standards by automobile manufacturers without our knowledge, change of car colors on aging, and color variances caused by application methods, etc. We will assume responsibility only for factory color matches to established Du Pont color standards.

As the accuracy of color matches made with the Du Pont Color Blending Service depends on the individual operating the equipment, we will assume responsibility only for the uniformity of our mixing enamels and lacquers.

1959 DE SOTO COLOR BULLETIN No. 26 (SHEET 4)
(MS-1 FIRESWEEP)

"DUCO" STOCK, ORDER AND CODE NUMBER

★3050▲
246-83552 Spring Green

Combination and Part Number

E
(C-3236-ES)



DUCO ★3050▲ } Spring Green
DULUX 93-83552 }

★3051▲
246-83554 Morocco Beige

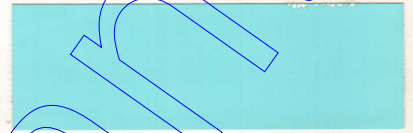
U
(C-8074-ES)



DUCO ★3051▲ } Morocco Beige
DULUX 93-83554 }

★3052■
246-83559 Riviera Turquoise

J
(C-3235-ES)



DUCO ★3052■ } Riviera Turquoise
DULUX 93-83559 }

★3054▲
202-83639 Dawn Gray Metallic

M
(C-5178-YS)



DUCO ★3054▲ } Dawn Gray
DULUX 181-83639 } Metallic

★3056■
202-83664 Jade Green Metallic

F and Int.
(C-3231-YS)



DUCO ★3056■ } Jade Green
DULUX 181-83664 } Metallic

★3077■
202-83652 Heather Blue Metallic

D
(C-2217-YS)



DUCO ★3077■ } Heather Blue
DULUX 181-83652-H } Metallic

Available in DULUX Only
181-17011 Tropical Tan Metallic

W
(C-8551-YS)



DUCO No Match } Tropical Tan
DULUX 181-17011 } Metallic

★A Du Pont mixing machine formula for DULUX Enamel is, or will be, available.

■A Du Pont mixing machine formula for DUCO Lacquer is, or will be, available in quantities of a pint and upwards.

▲A Du Pont mixing machine formula for DUCO Lacquer is, or will be, available in quantities larger than a pint.

ORDER ONLY BY "DUCO" STOCK NUMBER

NOTE: With the exception of Stock No. 3077, Heather Blue Metallic, the MS-1 Firesweep Series colors are the same as the 1959 Dodge exterior body colors. They have different color names but the Part Numbers are identical.

SEE OTHER SIDE FOR 1957 AND 1958 DE SOTO COLORS

1957 and 1958 De Soto Colors

1957 DE SOTO (S-25 AND S-26 SERIES)

DUCO	DULUX	Color	Comb. and Part No.
★2355▲	93-59835	Frost White.....	LLL (C-9081-E)
★2531▲	93-82715	Capri Blue.....	BBB (C-2164-E)
★2532▲	93-82716	†Sahara Tan.....	XXX (C-8050-E)
★2535■	181-15186-H	†Tamarack Green Metallic.....	EEE (C-3175-Y)
★2536■	93-90990	Seafoam Green.....	DDD (C-3176-E)
★2537▲	93-91001-H	†Dove Gray.....	FFF (C-5142-E)
★2538■	181-15262-H	Charcoal Gray Metallic.....	GGG (C-5125-Y)
★2608-H■	93-91004-H	Mandarin Rust.....	RRR (C-7066-E)
★2610-H■	93-91013-H	Fiesta Red.....	HHH (C-7062-E)
★2615-H■	181-15187-H	Spice Brown Metallic.....	ZZZ (C-4080-Y)
★2624■	181-15185-H	†Azure Blue Metallic.....	CCC (C-2163-Y)
★2639-H	No Match	Muscatel Maroon Metallic.....	JJJ (C-6037-Y)
★2640-H▲	93-91225	Sunlit Yellow.....	KKK (C-9112-E)
★2664■	181-15349	Adventurer Gold No. 2.....	PPP (C-9110-Y)
★2668▲	93-91798	Spanish Gold††.....	VVV (C-9115-E)

NOTE: DUCO mixing machine formulas, only, are available for the following 1957 De Soto S-25 and S-26 interior colors:

DUCO Formula File Number	Color	Part No.
82766▲	Summer Blue.....	C-2173-B
82767▲	Sprout Green.....	C-3188-B
82768▲	Rye Beige.....	C-8055-B
82769■	Storm Charcoal Metallic.....	C-5149-B
82770■	Agate Green.....	C-3183-B
82771▲	Golf Gray.....	C-5152-B
82864▲	Honey Tan.....	C-8541-B
82865▲	Amber.....	C-8542-B
82866▲	Adventurer Buff.....	C-8543-B

†Also used as interior colors.
††1957 De Soto S-25 and S-26 Spring color.

1957 DE SOTO (S-27 SERIES)

DUCO	DULUX	Color	Comb. and Part No.
★2539▲	93-91016	Frosty White.....	LLL (C-9108-E)
★2540■	181-15190	†Seaton Blue Metallic.....	CCC (C-2142-Y)
★2541■	93-91006	†Lagoon Blue.....	BBB (C-2161-E)
★2542▲	93-91007	Light Aqua.....	MMM (C-2162-E)
★2543▲	93-91009	Light Green.....	DDD (C-3158-E)
★2544■	93-91010	Samoa Green.....	SSS (C-3174-E)
★2545■	93-91011	Dawn Gray.....	FFF (C-5124-E)
★2546-H■	93-91014	Dusty Orange.....	NNN (C-7063-E)
★2609■	181-15193	Slate Gray Metallic.....	GGG (C-5129-Y)
★2610-H■	93-91013-H	Fiesta Red.....	HHH (C-7062-E)
★2618-H▲	93-91015	Sunburst Yellow.....	KKK (C-9097-E)
★2627■	181-15192	†Leaf Green Metallic.....	EEE (C-3157-Y)
★2639-H	No Match	Muscatel Maroon Metallic.....	JJJ (C-6037-Y)
★2668▲	93-91798	Spanish Gold††.....	VVV (C-9115-E)

DUCO	Color	Part No.
2547▲	Sand Dune White.....	C-9105-B

NOTE: DUCO mixing machine formulas, only, are available for the following 1957 De Soto S-27 interior colors:

DUCO Formula File Number	Color	Part No.
82734■	Parrot Blue.....	C-2171-B
82736■	Sea Green.....	C-3194-B
82737▲	Falstaff Green.....	C-3180-B
82738▲	China Green.....	C-3181-B
82740■	Silver Gray Metallic.....	C-5148-B
82741▲	African Gray.....	C-5151-B
82742▲	Goldtone.....	C-8539-B
82767▲	Sprout Green.....	C-3188-B
82804▲	Oak Gray.....	C-5154-B

†Also used as interior colors.
††1957 De Soto S-27 Spring color.

1957 DE SOTO S-27 SERIES (LOS ANGELES PRODUCTION ONLY)

DUCO	DULUX	Color	Part No.
★2355▲	93-59835	Frosty White.....	C-9081-E

DUCO	DULUX	Color	Part No.
2623-H■	93-91108-H	Dusty Orange.....	C-7064-E

1958 DE SOTO (LS-3 AND LS-2 SERIES)

DUCO	DULUX	Color	Comb. and Part No.
★2539▲	93-91016	Pearl White.....	X (C-9108-E)
★2668▲	93-91798	Spanish Gold.....	U (C-9115-E)
★2833▲	93-92108	†Wedgewood Blue.....	B (C-2198-E)
★2834▲	93-92127	Willow Green.....	E (C-3213-E)
★2835■	93-92110	Midnight Blue.....	D (C-2178-E)
★2836-H	93-92121-H	Holly Red.....	P (C-7075-E)
★2838■	181-15523	†Haze Blue Metallic.....	C (C-2188-Y)
★2839■	181-15529	†Spruce Green Metallic.....	F (C-3193-Y)
★2845■	93-92129	†Seacoast Aqua.....	H (C-2189-E)
★2846■	181-15531	†Steel Gray Metallic.....	L (C-5161-Y)
★2847-H	93-92133	Autumn Rust.....	O (C-7074-E)
★2848▲	93-92131	Smoke Gray.....	K (C-5160-E)
★2871■	181-15530	†French Turquoise Metallic.....	J (C-2190-Y)
★2872	181-15532	Adventure Gold Metallic No. 3.....	V (C-9122-Y)

DUCO	DULUX	Color	Comb. and Part No.
★2905■	No Match	Spring Rose††.....	S (C-7085-E)
★2906-H■	No Match	Heather Blue Metallic††.....	W (C-2217-Y)

†Also used as interior colors.
††1958 De Soto LS-3 and LS-2 Spring colors.

DUCO	Color	Part No.
2857▲	El Greco Beige (Mesa Tan).....	C-8067-B

NOTE: DUCO mixing machine formulas, only, are available for the following 1958 De Soto LS-3 and LS-2 interior colors:

DUCO Formula File Number	Color	Part No.
92359■	Swiss Green.....	C-3210-B
92363■	Missile Gray Metallic.....	C-5164-B

1958 DE SOTO (LS-1 SERIES)

DUCO	DULUX	Color	Comb. and Part No.
★2539▲	93-91016	Pearl White.....	X (C-9108-ES)
★2833▲	93-92108	†Wedgewood Blue.....	B (C-2198-ES)
★2834▲	93-92127	Willow Green.....	E (C-3213-ES)
★2835■	93-92110	Midnight Blue.....	D (C-2178-ES)
★2836-H	93-92121-H	Holly Red.....	P (C-7075-ES)
★2838■	181-15523	†Haze Blue Metallic.....	C (C-2188-YS)
★2839■	181-15529	†Spruce Green Metallic.....	F (C-3193-YS)
★2843■	93-92124	Sand Dune Yellow.....	V (C-9114-ES)
★2844▲	93-92137	Rose Beige.....	M (C-8061-ES)
★2847-H	93-92133	Autumn Rust.....	O (C-7074-ES)
★2862■	181-15534	Cruiser Gray Metallic.....	L (C-5168-YS)
★2869■	No Match	Arctic Gray Metallic.....	K (C-5159-YS)
★2870■	181-15535	Suede Brown Metallic.....	N (C-4104-YS)
★2905■	No Match	Spring Rose††.....	S (C-7085-E)

DUCO	DULUX	Color	Comb. and Part No.
★2906-H	No Match	Heather Blue Metallic††.....	W (C-2217-Y)
2907-H	93-92847-H	Persimmon Red††.....	R (C-7084-ES)

†Also used as interior colors.
††1958 De Soto LS-1 Spring colors.

NOTE: DUCO mixing machine formulas, only, are available for the following 1958 De Soto LS-1 interior colors:

DUCO Formula File Number	Color	Part No.
92359■	Swiss Green.....	C-3210-B
92362■	Indian Ivory.....	C-9118-B
92364■	Dune Beige.....	C-8068-B

- ★A Du Pont mixing machine formula for DULUX Enamel is available.
- A Du Pont mixing machine formula for DUCO Lacquer is available in quantities of a pint and upwards.
- ▲A Du Pont mixing machine formula for DUCO Lacquer is available in quantities larger than a pint.

The above De Soto colors are available to Refinishers from Distributors of Du Pont Refinishing Materials.

BETTER THINGS FOR BETTER LIVING . . . THROUGH CHEMISTRY