


1955 PACKARD COLORS

"DUCO" STOCK, ORDER AND CODE NUMBER

Color Scheme

2135★
 246-58672 Moonstone
 246-0953 (246-0097) White
 246-0701-H (246-0751-H) Chrome Oxide Green
 246-0222 (246-025) Black
 246-0630 (246-064) Ferrite Yellow


G, BG (L), CG (L), EG (L), FG (L),
 GB (U), GC (U), GE (U), GF (U),
 GH (U), GL (U), HG (L), LG (L)



★DUCO 2135 Moonstone

2136★
 202-58677 Ultramarine Metallic
 246-0953 (246-0097) White
 246-0519-H (246-0594-H) Organic Blue
 246-0222 (246-025) Black
 246-0312-H Fast Red
 202-081 Metallic Base (Coarse)

E, DE (L), ED (U), EG (U), GE (L)



★DUCO 2136 Ultramarine Metallic

2137★
 202-58679 Gray Pearl Metallic†
 246-0222 (246-025) Black
 246-0519-H (246-0594-H) Organic Blue
 246-0312-H Fast Red
 202-081 Metallic Base (Coarse)

H, GH (L), HG (U), MUH (L)



★DUCO 2137 Gray Pearl Metallic

2138★
 246-58675 Citrine (Bleeder)
 246-0953 (246-0097) White
 246-0612-H Green Gold Toner
 246-0630 (246-064) Ferrite Yellow
 246-0222 (246-025) Black

P, KP (L),
 MP (L), PM (U), VP (L)



★DUCO 2138 Citrine

2139-H
 246-58395-H Fire Opal
 246-0381-H Dark Red
 246-0953 (246-0097) White
 246-0383-H Light Red
 246-0222 (246-025) Black

J, JM (U), JV (U),
 MJ (L), YJ (L), MJV (M)



DUCO 2139-H Fire Opal

2155★
 246-58834 Jade
 246-0953 (246-0097) White
 246-0612-H Green Gold Toner
 246-0785-H Blue-Toned Green
 246-0222 (246-025) Black

A, AB (U), AC (U),
 BA (L), CA (L), MAC (M)



★DUCO 2155 Jade

2156★
 246-58835 Tourmaline
 246-0953 (246-0097) White
 246-0785-H Blue-Toned Green
 246-0222 (246-025) Black
 246-0630 (246-064) Ferrite Yellow

B, AB (L), BA (U),
 BG (U), GB (L)



★DUCO 2156 Tourmaline

2157★
 246-58837 Zircon
 246-0953 (246-0097) White
 246-0519-H (246-0594-H) Organic Blue
 246-0222 (246-025) Black
 246-0630 (246-064) Ferrite Yellow

D, DE (U), DF (U), ED (L),
 FD (L), MDF (M)



★DUCO 2157 Zircon

★A Du Pont mixing machine formula for DULUX Enamel is available.
 †Limited production.



See Reverse Side for 1955 Packard Color Schemes→

ISSUED FEBRUARY 15, 1955

1955 PACKARD COLOR SCHEMES

Color Scheme	DUCO Stock No.	Color	Color Scheme	DUCO Stock No.	Color
A	2155	Jade	Upper	2135	Moonstone
B	2156	Tourmaline	GH	2137	†Gray Pearl Metallic
C	2165-H	Emerald Metallic	Lower		
D	2157	Zircon	Upper	2135	Moonstone
E	2136	Ultramarine Metallic	GH	2160-H	Gray Pearl "Metalli-Chrome"
F	2158	Sapphire Metallic	Lower		
G	2135	Moonstone	Upper	2135	Moonstone
H	2137	†Gray Pearl Metallic	GL	2159	Turquoise
H	2160-H	Gray Pearl "Metalli-Chrome"	Lower		
J	2139-H	Fire Opal	Upper	2137	†Gray Pearl Metallic
K	2161-H	Topaz Metallic	HG	2135	Moonstone
L	2159	Turquoise	Lower		
M	2162	White Jade	Upper	2160-H	Gray Pearl "Metalli-Chrome"
N	2163	Agate	HG	2135	Moonstone
P	2138	Citrine	Lower		
R	2164-H	Sardonyx	Upper	2139-H	Fire Opal
V	#44	Onyx	JM	2162	White Jade
Upper	2155	Jade	Lower		
AB			2156	Tourmaline	Upper
Lower	2155	Jade			JV
Upper			2165-H	Emerald Metallic	Lower
AC	2156	Tourmaline			KM
Lower			2155	Jade	Lower
Upper	2156	Tourmaline			Upper
BA			2155	Jade	KN
Lower	2156	Tourmaline			Lower
Upper			2135	Moonstone	Upper
BG	2165-H	Emerald Metallic			KP
Lower			2155	Jade	Lower
Upper	2157	Zircon			Upper
CA			2135	Moonstone	LG
Lower	2165-H	Emerald Metallic			Lower
Upper			2135	Moonstone	Upper
CG	2157	Zircon			MJ
Lower			2136	Ultramarine Metallic	Lower
Upper	2157	Zircon			Upper
DE			2136	Ultramarine Metallic	MK
Lower	2158	Sapphire Metallic			Lower
Upper			2136	Ultramarine Metallic	Upper
DF	2157	Zircon			MN
Lower			2136	Ultramarine Metallic	Lower
Upper	2135	Moonstone			Upper
EG			2158	Sapphire Metallic	MP
Lower	2157	Zircon			Lower
Upper			2136	Ultramarine Metallic	Upper
FD	2135	Moonstone			MR
Lower			2158	Sapphire Metallic	Lower
Upper	2157	Zircon			Upper
FG			2158	Sapphire Metallic	MV
Lower	2135	Moonstone			Lower
Upper			2135	Moonstone	Upper
GB	2156	Tourmaline			NM
Lower			2135	Moonstone	Lower
Upper	2162	White Jade			Upper
GC			2135	Moonstone	PM
Lower	2165-H	Emerald Metallic			Lower
Upper			2135	Moonstone	Upper
GE	2136	Ultramarine Metallic			VJ
Lower			2135	Moonstone	Lower
Upper	2135	Moonstone			Upper
GF			2158	Sapphire Metallic	VM
Lower	2135	Moonstone			Lower
Upper			2138	Citrine	Upper
Lower	2138	Citrine			VP
Upper			2138	Citrine	Lower
Lower	2138	Citrine			Lower

Three-tone color schemes:

Color Scheme	Upper	Middle	Lower
MAC	White Jade	Jade	Emerald Metallic
MDF	White Jade	Zircon	Sapphire Metallic
MJV	White Jade	Fire Opal	Onyx
MUH	White Jade	Rose Quartz	†Gray Pearl Metallic
MUH	White Jade	Rose Quartz	Gray Pearl "Metalli-Chrome"


†Limited production.

"DUCO" STOCK, ORDER AND CODE NUMBER

Color Scheme

2158★
 202-58838 Sapphire Metallic (Bleeder)
 246-0582 Milori Blue
 246-0519-H (246-0594-H) Organic Blue
 246-0222 (246-025) Black
 246-0312-H Fast Red
 202-081 Metallic Base (Coarse)

F, DF (L), FD (U), FG (U),
 GF (L), MDF (L)



★DUCO 2158 {Sapphire
 Metallic}

2159★
 246-58840 Turquoise
 246-0953 (246-0097) White
 246-0785-H Blue-Toned Green
 246-0519-H (246-0594-H) Organic Blue
 246-0222 (246-025) Black


L, GL (L), LG (U)



★DUCO 2159 Turquoise

2160-H★
 260-58973-H Gray Pearl "Metalli-Chrome" (Bleeder)
 246-0701-H (246-0751-H) Chrome Oxide Green
 246-0484 Brown
 246-0222 (246-025) Black
 246-0312-H Fast Red
 202-081 Metallic Base (Coarse)

H, GH (L), HG (U), MUH (L)



★DUCO 2160-H { Gray Pearl
 "Metalli-Chrome"

2161-H★
 202-58839-H Topaz Metallic (Bleeder)
 246-0484 Brown
 246-0383-H Light Red
 246-0630 (246-064) Ferrite Yellow
 246-0312-H Fast Red
 246-0953 (246-0097) White
 246-0222 (246-025) Black
 202-081 Metallic Base (Coarse)

K, KM (U), KN (U),
 KP (U), MK (L)



★DUCO 2161-H { Topaz
 Metallic}

2162★
 246-58841 White Jade
 246-0953 (246-0097) White
 246-0630 (246-064) Ferrite Yellow
 246-0222 (246-025) Black
 246-0312-H Fast Red

M, JM (L), KM (L), MJ (U),
 MK (U), MN (U), MP (U),
 MR (U), MV (U), NM (L),
 PM (L), VM (U), MAC (U),
 MDF (U), MIV (U), MUH (U)



★DUCO 2162 White Jade

2163★
 246-58842 Agate
 246-0953 (246-0097) White
 246-0630 (246-064) Ferrite Yellow
 246-0222 (246-025) Black
 246-0312-H Fast Red

N, KN (L), MN (L), NM (U)



★DUCO 2163 Agate

2164-H★
 246-58843-H Sardonyx
 246-0381-H Dark Red
 246-0953 (246-0097) White
 246-0222 (246-025) Black
 246-0383-H Light Red

R, MR (L)



★DUCO 2164-H Sardonyx

2165-H★
 202-58836-H Emerald Metallic
 246-0785-H Blue-Toned Green
 246-0519-H (246-0594-H) Organic Blue
 246-0222 (246-025) Black
 202-081 Metallic Base (Coarse)

C, AC (L), CA (U), CG (U),
 GC (L), MAC (L)



★DUCO 2165-H {Emerald
 Metallic}

★A Du Pont mixing machine formula for DULUX Enamel is available.

**"DUCO" STOCK, ORDER AND
CODE NUMBER**

Color Scheme

2166-H

246-58996-H Rose Quartz (Bleeder)
246-0953 (246-0097) White
246-0383-H Light Red
246-0312-H Fast Red
246-0222 (246-025) Black

MUH (M)



DUCO 2166-H Rose Quartz

ORDER ONLY BY "DUCO" STOCK ORDER NUMBER

DUCO tinting colors, for the various formulas, are shown where available. These colors are listed in the order of their importance in the event that tinting is necessary.

Color scheme letters appear on the body serial plate on the lower left front body pillar.

NOTE: Most colors in this bulletin are available in both DUCO and DULUX; however, it should be noted that it is not always possible to make close matches in DUCO to DULUX colors and vice versa.

Every possible precaution is taken to provide the refinish trade with accurate DUCO and DULUX color matches. Due to circumstances beyond our control, we cannot be responsible for inaccurate color matches resulting from changes in standards by automobile manufacturers without our knowledge, change of car colors on aging, and color variances caused by application methods, etc. We will assume responsibility only for factory color matches to established Du Pont color standards.

As the accuracy of color matches made with the Du Pont Color Blending Service depends on the individual operating the equipment, we will assume responsibility only for the uniformity of our mixing enamels.

SEE OTHER SIDE FOR 1951-1952-1953 AND 1954 PACKARD COLORS

www.lackman.com

1951-1952-1953 and 1954 Packard Colors

1951 PACKARD

DUCO	Color	Color Scheme	DUCO	Color	Color Scheme
★585	Packard Blue Metallic.....	B	★1112	Seminole Beige.....	W
★1018	Ash Green.....	Q	★1113	Turquoise Blue Light.....	S
★1020	Argentine Gray Metallic.....	G	★1172-H	Yosemite Blue Metallic.....	H
★1022	Valiant Green Metallic.....	K	★1218	Packard Ivory.....	T
★1023	Astral Blue Metallic.....	Y	★1219	Twilight Taupe Metallic.....	M
★1110	Granada Gray.....	C	1355-H	Matador Maroon Metallic.....	U
★1111	Corona Cream.....	F	1357-R	Sunset Red Metallic.....	L, LM (U), LT (U)

1952 PACKARD

DUCO	Color	Color Scheme	DUCO	Color	Color Scheme
★585	Packard Blue Metallic.....	B	★1219	Twilight Taupe Metallic.....	M, LM (L)
★1020	Argentine Gray Metallic.....	G	★1230	Labrador Gray.....	D
★1022	Valiant Green Metallic.....	K	★1231	Aspen Green.....	O
★1113	Turquoise Blue Light.....	S	1355-H	Matador Maroon Metallic.....	U
★1172-H	Yosemite Blue Metallic.....	H	★1356-H	Gallant Green "Metalli-Chrome".....	*J
★1218	Packard Ivory.....	T, XT (L), LT (L)	1357-M	Sunset Red Metallic.....	L, LM (U), LT (U)

*Canceled June, 1952.

1953 PACKARD

DUCO	Color	Color Scheme	DUCO	Color	Color Scheme
★1113	Turquoise Blue.....	S	★1521	Dresden Gray Metallic.....	F, AF (L), XF (L)
★1172-H	Yosemite Blue Metallic.....	H, BH (L), HT (U)	★1522-H	Galahad Green "Metalli-Chrome".....	K, KO (U)
★1218	Packard Ivory.....	T, XT (L), LT (L)	★1523	Tepeka Tan.....	M, UM (L)
1355-H	Matador Maroon Metallic.....	U, UM (U), UT (U)	★1524	Orchard Green.....	O, KO (L)
1357-M	Sunset Red Metallic.....	L, LM (U), LT (U)	★1525	Carolina Cream.....	D, HD (L), UD (L), XD (L)
★1518-H	Regimental Gray "Metalli-Chrome".....	A, AF (U)	★1574-M	Flame Red*.....	(None)
★1519	Meridian Blue Metallic.....	B, BH (U)	★1575	Sahara Sand*.....	W
★1520	Polaris Blue.....	C	No Match	Gulf Green Metallic*.....	J

*Limited Production.

1954 PACKARD

DUCO	Color	Color Scheme	DUCO	Color	Color Scheme
★1218	Packard Ivory.....	T, HF (L), UT (L), TC (U)	★1732	Varsity Gray Metallic.....	A, AF (U)
1355-H	Matador Maroon Metallic.....	U, UT (U)	★1733	Mackinaw Gray.....	F, AF (L), XF (L)
★1519	Meridian Blue Metallic.....	B, BC (U)	★1734-H	Bikini Blue "Metalli-Chrome".....	H, HT (U)
★1520	Polaris Blue.....	C, BC (L), TC (L)	★1736	Bellevue Green.....	N, KN (L)
★1522-H	Galahad Green "Metalli-Chrome".....	K, KO (U), KN (U)	★1871-H	Chariot Red.....	G
★1524	Orchard Green.....	O, KO (L)	★1953	Carnation.....	LE (U)
★1575	Sahara Sand.....	W	★1954-H	Amethyst Metallic.....	LE (L)

★A Du Pont mixing machine formula for DULUX Enamel or an approximate suggested match is available.

The above Packard colors are available to Refinishers from Distributors of Du Pont Refinishing Materials.



BETTER THINGS FOR BETTER LIVING... THROUGH CHEMISTRY

1957 PACKARD COLORS

"DUCO" STOCK, ORDER AND CODE NUMBER

Combination Number

★2553■
246-90971 Arctic White

1026-BBA



DUCO ★2553■ Arctic White

★2554-H■
202-90977-H Glendale Green Metallic

1033-BBH



DUCO ★2554-H■ { Glendale Green Metallic

2555■
246-90979 Wedgewood Blue (Bleeder)

1035-BBJ



DUCO 2555■ Wedgewood Blue

2556■
246-90980 Turquoise

1036-BBK



DUCO 2556■ Turquoise

★2557-H
202-90981-H Taupe Metallic (Bleeder)

1037-BBL (B)



DUCO ★2557-H { Taupe Metallic

2559-H
202-90974-H Coppertone Metallic (Bleeder)

1030-BBE (B)



DUCO 2559-H { Coppertone Metallic

★2560
202-90975 Tiara Gold Metallic

1031-BBF (B)



DUCO ★2560 { Tiara Gold Metallic

★2561■
202-90976 Woodsmoke Gray Metallic

1032-BBG



DUCO ★2561■ { Woodsmoke Gray Metallic

★A Du Pont mixing machine formula for DULUX Enamel is available.
■A Du Pont mixing machine formula for DUCO Lacquer is available.



See Reverse Side for 1957 Packard
Color Combination Numbers →

ISSUED MARCH 11, 1957

1957 PACKARD COLOR COMBINATIONS

The over-all combinations are so indicated on Sheets 1 and 2 of this bulletin. Stock Nos. 2557-H, 2559-H and 2560 are used as the basic color but are not over-all colors.

The two-tone combinations being offered on the 1957 model Packard-Clipper are as follows:

Basic Color	Accent Color
Midnight Black	Arctic White
Glendale Green Metallic	Turquoise
Glendale Green Metallic	Arctic White
Wedgewood Blue	Arctic White
Turquoise	Arctic White
Woodsmoke Gray Metallic	Arctic White
Woodsmoke Gray Metallic	Cumberland Gray
Azure Blue Metallic	Wedgewood Blue
Azure Blue Metallic	Arctic White
Lilac	Arctic White
Regal Red	Arctic White
Taupe Metallic	Arctic White
Coppertone Metallic	Arctic White
Tiara Gold Metallic	Arctic White

Color combination numbers appear on the body serial plate on the lower left front body pillar.

www.lackman.se

"DUCO" STOCK, ORDER AND CODE NUMBER

Combination Number

★2562■
202-90978 Azure Blue Metallic


1034-BBI



DUCO ★2562■ Azure Blue Metallic

★2651■
246-91297 Cumberland Gray


1044-BBT



DUCO ★2651■ Cumberland Gray

★2652■
246-91298 Lilac

1042-BBR



DUCO ★2652■ Lilac

★2653-H■
246-91296-H Regal Red (Bleeder)

1043-BBS



DUCO ★2653-H■ Regal Red

★A Du Pont mixing machine formula for DULUX Enamel is available.
■A Du Pont mixing machine formula for DUCO Lacquer is available.

ORDER ONLY BY "DUCO" STOCK ORDER NUMBER

NOTE: The colors in this bulletin are available in DUCO.

Every possible precaution is taken to provide the refinish trade with accurate DUCO color matches. Due to circumstances beyond our control, we cannot be responsible for inaccurate color matches resulting from changes in standards by automobile manufacturers without our knowledge, change of car colors on aging, and color variances caused by application methods, etc. We will assume responsibility only for factory color matches to established Du Pont color standards.

As the accuracy of color matches made with the Du Pont Color Blending Service depends on the individual operating the equipment, we will assume responsibility only for the uniformity of our mixing enamels and lacquers.

SEE OTHER SIDE FOR 1953-1954-1955 AND 1956 PACKARD COLORS

1953-1954-1955 and 1956 Packard Colors

1953 PACKARD

DUCO	Color	Color Scheme	DUCO	Color	Color Scheme
★1113■	Turquoise Blue	S	★1521■	Dresden Gray Metallic	F, AF (L), XF (L)
★1172-H■	Yosemite Blue Metallic	H, BH (L), HT (U)	★1522-H■	Galahad Green "Metalli-Chrome"	K, KO (U)
★1218■	Packard Ivory	T, XT (L), LT (L)	★1523■	Topeka Tan	M, UM (L)
1355-H	Matador Maroon Metallic	U, UM (U), UT (U)	★1524■	Orchard Green	O, KO (L)
1357-H	Sunset Red Metallic	L, LM (U), LT (U)	★1525■	Carolina Cream	D, HD (L), UD (L), XD (L)
★1518-H■	Regimental Gray "Metalli-Chrome"	A, AF (U)	★1574-H■	Flame Red*	(None)
★1519■	Meridian Blue Metallic	B, BH (U)	★1575■	Sahara Sand*	W
★1520■	Polaris Blue	C	No Match	Gulf Green Metallic*	J

1954 PACKARD

DUCO	Color	Color Scheme	DUCO	Color	Color Scheme
★1218■	Packard Ivory	T, HT (L), UT (L), TC (U)	★1732■	Varsity Gray Metallic	A, AF (U)
1355-H	Matador Maroon Metallic	U, UT (U)	★1733■	Mackinaw Gray	F, AF (L), XF (L)
★1519■	Meridian Blue Metallic	B, BC (U)	★1734-H■	Bikini Blue "Metalli-Chrome"	H, HT (U)
★1520■	Polaris Blue	C, BC (L), TC (L)	★1736■	Bellevue Green	N, KN (L)
★1522-H■	Galahad Green "Metalli-Chrome"	K, KO (U), KN (U)	★1871-H■	Chariot Red	G
★1524■	Orchard Green	O, KO (L)	★1953■	Carnation	LE (U)
★1575■	Sahara Sand	W	★1954-H■	Amethyst Metallic	LE (L)

1955 PACKARD

DUCO	Color	Color Scheme	DUCO	Color	Color Scheme
★2135■	Moonstone	G, BG (L), CG (L), EG (L), FG (L), GB (U), GC (U), GE (U), GF (U), GH (U), GL (U), HG (L), LG (L)	★2159■	Turquoise	L, GL (L), LG (U)
★2136■	Ultramarine Metallic	E, DE (L), ED (U), EG (U), GE (L)	★2160-H■	Gray Pearl "Metalli-Chrome"	H, GH (L), HG (U), MUH (L)
★2137■	†Gray Pearl Metallic	H, GH (L), HG (U), MUH (L)	★2161-H■	Topaz Metallic	K, KM (U), KN (U), KP (U), MK (L)
★2138■	Citrine	P, KP (L), MP (L), PM (U), VP (L)	★2162■	White Jade	M, JM (L), KM (L), MJ (U), MK (U), MN (U), MP (U), MR (U), MV (U), NM (L), PM (L), VM (L), MAC (U), MDF (U), MJV (U), MUH (U)
2139-H■	Fire Opal	J, JM (U), JV (U), MJ (L), VJ (L), MJV (M)	★2163■	Agate	N, KN (L), MN (L), NM (U)
★2155	Jade	A, AB (U), AC (U), BA (L), CA (L), MAC (M)	★2164-H■	Sardonyx	R, MR (L)
★2156■	Tourmaline	B, AB (L), BA (U), BG (U), GB (L)	★2165-H■	Emerald Metallic	C, AC (L), CA (U), CG (U), GC (L), MAC (L)
★2157■	Zircon	D, DE (U), DF (U), ED (L), FD (L), MDF (M)	2166-H	Rose Quartz	MUH (M)
★2158■	Sapphire Metallic	F, DF (L), FD (U), FG (U), GF (L), MDF (L)			

1956 PACKARD

DUCO	Color	Color Scheme	DUCO	Color	Color Scheme
★2136■	Aegean Blue Metallic	G, GE (U), GM (U), EG (L), MG (L)	2397-H	Scottish Heather	K, KM (U), MK (L), NK (L), MKN (M)
2139-H■	Tangier Red	J, JM (U), JV (L), VJ (L)	★2402	Holland Blue Metallic	F, FE (U), FM (U), EF (L), MF (L)
2389■	Danube Blue	E, EF (U), EG (U), EH (U), FE (L), GE (L), HE (L), MES (M)	★2403-H■	Dover White	M, MB (U), MC (U), MG (U), MJ (U), MK (U), ML (U), MN (U), MP (U), MR (U), MV (U), BM (L), CM (L), GM (L), JM (L), KM (L), NM (L), PM (L), VM (L), MAV (U), MES (U), MKN (U), MTV (U)
★2390■	Tahitian Jade Metallic	B, BA (U), BM (U), AB (L), MB (L)	★2404■	Adriatic Blue Metallic	H, HE (U), EH (L)
★2391■	Shannon Green	A, AB (U), AC (U), AD (U), BA (L), CA (L), DA (L), MAV (M)	★2405-H	Naples Orange	T, MTV (M)
★2392■	Eire Green	C, CA (U), CM (U), AC (L), MC (L)	2407-H	Maltese Gray Metallic	N, NK (U), NM (U), MN (L), MKN (L)
★2393■	Persian Aqua	L, ML (L)	No Match	Mojave Tan Metallic	R
★2394-H■	Norwegian Forest Metallic	D, DA (U), AD (L)			
2395■	Jamaican Yellow	P, PM (U), PV (U), MP (L), VP (L)			
★2396-H■	Roman Copper "Metalli-Chrome"	S, MES (L)			

★A Du Pont mixing machine formula for DULUX Enamel is available.
 ■A Du Pont mixing machine formula for DUCO Lacquer is available.

The above Packard colors are available to Refinishers from Distributors of Du Pont Refinishing Materials.



BETTER THINGS FOR BETTER LIVING . . . THROUGH CHEMISTRY