


1956 PLYMOUTH COLORS

"DUCO" STOCK, ORDER AND CODE NUMBER

Combination Number


★2335■
 246-59858 Powder Blue
 246-0953 (246-0097) White
 246-0785-H Blue-Toned Green
 246-0519-H (246-0594-H) Organic Blue
 246-0222 (246-025) Black

605, 662 (L), 663 (L)




★2336■
 246-59859 Wedgewood Blue
 246-0953 (246-0097) White
 246-0222 (246-025) Black
 246-0519-H (246-0594-H) Organic Blue
 246-0785-H Blue-Toned Green

607, 663 (U), 664 (L)




★2337■
 246-59860 Turquoise Blue
 246-0953 (246-0097) White
 246-0785-H Blue-Toned Green
 246-0519-H (246-0594-H) Organic Blue
 246-0222 (246-025) Black

608, 665 (L), 667 (L)



★2338■
 202-59862 Pine Green Metallic
 246-0785-H Blue-Toned Green
 246-0484 Brown
 246-0222 (246-025) Black
 246-0953 (246-0097) White
 202-081 Metallic Base (Coarse)

617, 670 (U), 671 (L)




★2339■
 246-59863 Sea Spray Green
 246-0953 (246-0097) White
 246-0785-H Blue-Toned Green
 246-0630 (246-064) Ferrite Yellow
 246-0222 (246-025) Black

615, 669 (L), 670 (L)




★2340■
 246-59865 Pearl Gray
 246-0953 (246-0097) White
 246-0222 (246-025) Black
 246-0519-H (246-0594-H) Organic Blue
 246-0785-H Blue-Toned Green

630, 672 (L), 673 (L)




★2341■
 246-59869 Eggshell White
 246-0953 (246-0097) White
 246-0701-H (246-0751-H) Chrome Oxide Green
 246-0630 (246-064) Ferrite Yellow
 246-0222 (246-025) Black

657, 661 (U), 662 (U),
 664 (U), 665 (U), 668 (U),
 669 (U), 671 (U), 672 (U),
 674 (U), 675 (U), 677 (U),
 679 (U), 681 (U), 683 (L)



2342
 202-59864 Bronze Metallic
 246-0484 Brown
 246-0953 (246-0097) White
 246-0312-H Fast Red
 246-0630 (246-064) Ferrite Yellow
 246-0222 (246-025) Black
 202-081 Metallic Base (Coarse)

640, 675 (L)



★A Du Pont mixing machine formula for DULUX Enamel is available.
 ■A Du Pont mixing machine formula for DUCO Lacquer is available.



See Reverse Side for 1956 Plymouth
 Color Combination Numbers →

ISSUED JANUARY 5, 1956

1956 PLYMOUTH COLOR COMBINATION NUMBERS

Combination Number	DUCO Stock Number	Color
601	#44	Jet Black
605	2335	Powder Blue
607	2336	Wedgewood Blue
608	2337	Turquoise Blue
609	2346	Midnight Blue Metallic
615	2339	Sea Spray Green
617	2338	Pine Green Metallic
630	2340	Pearl Gray
631	2347	Charcoal Gray Metallic
640	2342	Bronze Metallic
650	2344-H	Cherry Red
651	2343	Briar Rose
655	2345	Canary Yellow
657	2341	Eggshell White

The two-tone combinations being offered on the 1956 model Plymouth cars are as follows:

Combination Number	DUCO Stock Number	Upper	DUCO Stock Number	Lower
661	2341	Eggshell White	#44	Black
662	2341	Eggshell White	2335	Powder Blue
663	2336	Wedgewood Blue	2335	Powder Blue
664	2341	Eggshell White	2336	Wedgewood Blue
665	2341	Eggshell White	2337	Turquoise Blue
667	2346	Midnight Blue Metallic	2337	Turquoise Blue
668	2341	Eggshell White	2346	Midnight Blue Metallic
669	2341	Eggshell White	2339	Sea Spray Green
670	2338	Pine Green Metallic	2339	Sea Spray Green
671	2341	Eggshell White	2338	Pine Green Metallic
672	2341	Eggshell White	2340	Pearl Gray
673	2347	Charcoal Gray Metallic	2340	Pearl Gray
674	2341	Eggshell White	2347	Charcoal Gray Metallic
675	2341	Eggshell White	2342	Bronze Metallic
677	2341	Eggshell White	2344-H	Cherry Red
678	#44	Jet Black	2344-H	Cherry Red
679	2341	Eggshell White	2343	Briar Rose
680	#44	Jet Black	2343	Briar Rose
681	2341	Eggshell White	2345	Canary Yellow
682	#44	Jet Black	2345	Canary Yellow
683	#44	Jet Black	2341	Eggshell White

"DUCO" STOCK, ORDER AND CODE NUMBER

Combination Number

2343
 246-59867 Briar Rose †
 246-0953 (246-0097) White
 246-0383-H Light Red
 246-0312-H Fast Red
 246-0630 (246-064) Ferrite Yellow
 246-0222 (246-025) Black

651, 679 (L), 680 (L)



DUCO 2343 } Briar Rose
 DULUX 93-59867-H }

★2344-H
 246-59868-H Cherry Red †
 246-0381-H Dark Red
 246-0383-H Light Red
 246-0222 (246-025) Black
 246-0953 (246-0097) White


650, 677 (L), 678 (L)



DUCO ★2344-H } Cherry Red
 DULUX 93-59868-H }

★2345■
 246-59870 Canary Yellow †
 246-0953 (246-0097) White
 246-0679 (246-062) Yellow
 246-0630 (246-064) Ferrite Yellow
 246-0222 (246-025) Black


655, 681 (L), 682 (L)



DUCO ★2345■ } Canary Yellow
 DULUX 93-59870 }

★2346■
 202-59861 Midnight Blue Metallic
 246-0519-H (246-0594-H) Organic Blue
 246-0222 (246-025) Black
 246-0582 Milori Blue
 246-0785-H Blue-Toned Green
 202-081 Metallic Base (Coarse)

609, 667 (U), 668 (L)



DUCO ★2346■ } Midnight Blue
 DULUX 181-14795-H } Metallic

★2347■
 202-59866 Charcoal Gray Metallic
 246-0222 (246-025) Black
 246-0519-H (246-0594-H) Organic Blue
 246-0312-H Fast Red
 246-0953 (246-0097) White
 202-081 Metallic Base (Coarse)

631, 673 (U), 674 (L)



DUCO ★2347■ } Charcoal Gray
 DULUX 181-14798-H } Metallic

★A Du Pont mixing machine formula for DULUX Enamel is available.
 ■A Du Pont mixing machine formula for DUCO Lacquer is available.
 †"For Touch-Up Only." Not recommended for panel repair or over-all refinishing.

ORDER ONLY BY "DUCO" STOCK ORDER NUMBER

NOTE: DUCO mixing machine formulas only are available for the following 1956 Plymouth Interior Colors:

DUCO Formula File Number	Color
59884	Aster Blue
59885	Alamo Blue
59886	Ice Green
59887	Oscolo Gray
59888	Sierra Beige
59889	Taffy Cream

DUCO tinting colors, for the various formulas, are shown where available. These colors are listed in the order of their importance in the event that tinting is necessary.

Color combination numbers are not shown on Plymouth cars.

NOTE: Most colors in this bulletin are available in both DUCO and DULUX; however, it should be noted that it is not always possible to make close matches in DUCO to DULUX colors and vice versa.

Every possible precaution is taken to provide the refinish trade with accurate DUCO and DULUX color matches. Due to circumstances beyond our control, we cannot be responsible for inaccurate color matches resulting from changes in standards by automobile manufacturers without our knowledge, change of car colors on aging, and color variances caused by application methods, etc. We will assume responsibility only for factory color matches to established Du Pont color standards.

As the accuracy of color matches made with the Du Pont Color Blending Service depends on the individual operating the equipment, we will assume responsibility only for the uniformity of our mixing enamels and lacquers.

SEE OTHER SIDE FOR 1952-1953-1954 AND 1955 PLYMOUTH COLORS

1952-1953-1954 and 1955 Plymouth Colors

1952 PLYMOUTH

DUCO	DULUX	Color	Comb. No.
724-M	93-81372-M	Mexico Red	*661
★725	93-81373	Plymouth Cream	*665
★917	93-81574	Wedgwood Blue	605, 675 (L)
★1155	93-55813	Sterling Gray	635, 670 (U)
★1156	93-55814	Luna Gray	636
★1192	93-55879	Nile Green	620
★1217-M	93-71858-M	Empire Maroon	662
★1295-G	181-10614-K	Belmont Blue Metallic	607, 670 (L), 674 (L)

DUCO	DULUX	Color	Comb. No.
★1296	93-57105	Mint Green	672 (L)
★1297	93-57106	Suede	671 (L), 673 (L)
★1415-G	181-10633-K	Sable Bronze Dark Metallic	671 (U)
★1416-G	181-10683-H	Lido Green Metallic	622, 676 (L)
★1417-G	181-10703-K	Sable Bronze Light Metallic	673 (U)
★1427	93-57233	Dawn Gray	674 (U), 675 (U), 676 (U)

*Convertible models.

1953 PLYMOUTH

DUCO	DULUX	Color	Comb. No.
724-M	93-81372-M	Toreador Red	661, 682 (L)
★917	93-81574	Valencia Blue	605, 671 (U), 675 (L)
★1491	93-57254	Monterey Green	620, 673 (U), 674 (L)
★1492	93-57257	Cortez Gray	635, 671 (L), 672 (L), 675 (U), 676 (U), 677 (U), 681 (L)
★1493	93-57258	Pecos Gray	636, 670 (L), 678 (U)

DUCO	DULUX	Color	Comb. No.
★1494-H	181-10732-K	Sonora Bronze Metallic	646, 679 (L), 680 (U)
★1495	93-57260	Suede	645, 679 (U), 680 (L)
★1496	93-57261	Patio Cream	665
★1515-H	181-10781-K	Cactus Green Metallic	622, 673 (L), 674 (U)
1581-M	181-10783-M	Plaza Maroon Metallic	662, 677 (L), 681 (U)
★1614-H	181-10834-K	Cordnado Blue Metallic	607, 672 (U), 676 (L)

1954 PLYMOUTH

DUCO	DULUX	Color	Comb. No.
★1779-H	181-14132-H	Avalon Blue Metallic	606, 660 (U), 661 (L)
★1780	93-57688-H	San Gabriel Green	618, 672 (L), 676 (L), 680 (L)
★1781	93-57693	Pasadena Gray	630, 660 (L), 661 (U), 662 (U), 663 (U)
★1782	93-57697	Pomona Beige	640, 664 (L), 665 (U)
★1791	93-57686-H	San Pedro Blue	607, 671 (L), 675 (L), 679 (L)
★1792	93-57687	Modesto Blue	605, 662 (L)
★1803	93-57690	Berkeley Green	615, 666 (U), 667 (L)
★1804	93-57694	Cascade Gray	631, 663 (L)
★1806	93-57698-H	San Diego Gold	655, 670 (L), 674 (L), 678 (L)
★1807	93-57699	San Leandro Ivory	674 (U), 675 (U), 676 (U), 677 (U)
★1808	93-57700	San Mateo Wheat	678 (U), 679 (U), 680 (U), 681 (U)

DUCO	DULUX	Color	Comb. No.
1809-H	93-57696-H	Santa Rosa Coral	651, 673 (L), 677 (L), 681 (L)
★1811-H	181-14134-H	Shasta Green Metallic	616, 666 (L), 667 (U)
★1812-H	181-14135-H	Mohave Brown Metallic	641, 664 (U), 665 (L)

NOTE: DULUX mixing machine formulas, only, are available for the following Special Colors.

DULUX Formula File Number

DULUX Formula File Number	Color	Comb. No.
72907	Parakeet Green No. 2	400 (L)
72908	Mocha Beige No. 1	401 (U)
72909	Oriole Orange No. 2	401 (L)
72910	Solitaire Blue No. 2	402 (U)
72911	Dutch Blue No. 3	402 (L)
14246	Tinsel Green Metallic No. 1	403 (L)

(Combination Numbers 400 (U) and 403 (U) are both Saratoga Ivory. This is the same as 1954 Dodge Saratoga White, Stock No. ★1942, DULUX 93-58075).

1955 PLYMOUTH

DUCO	DULUX	Color	Comb. No.
★1942	93-58075	Orlando Ivory	655, 662 (U), 668 (U), 671 (L), 687 (U), 688 (U)
★2046	93-58578	Glades Green	617, 680 (L), 681 (L), 682 (L)
★2047	93-58541	Palm Beach Gray	630, 668 (L), 671 (U)
★2049	93-58540	Sarasota Sand	640, 664 (U), 667 (U), 669 (L), 670 (U), 678 (U), 681 (U), 684 (U), 689 (U)
2098-H	93-58688-H	Seminole Scarlet	651, 686 (L), 687 (L), 689 (L)
★2126	93-58602	Tampa Turquoise	607, 677 (L), 678 (L), 679 (L)
★2127-H	181-14286	Biscayne Blue Metallic	606, 661 (U), 663 (L), 664 (L)

DUCO	DULUX	Color	Comb. No.
★2128	93-58650	Miami Blue	605, 661 (L), 662 (L), 663 (U)
★2129	181-14287-H	Gulf Green Metallic	616, 665 (U), 666 (L), 667 (L)
★2130	93-58652	Tamiami Green	615, 665 (L), 666 (U)
★2131-H	181-14288-H	Largo Green Metallic	618, 680 (U)
2132-H	181-14289-H	Cypress Brown Metallic	641, 669 (U), 670 (L), 683 (U)
★2133	181-14295	Bimini Blue-Green Metallic	608, 677 (U)
★2134	93-58603	Pompano Peach	650, 683 (L), 684 (L), 685 (L)

★A Du Pont mixing machine formula for DULUX Enamel is available.
 ■A Du Pont mixing machine formula for DUCO Lacquer is available.

The above Plymouth colors are available to Refinishers from Distributors of Du Pont Refinishing Materials.




BETTER THINGS FOR BETTER LIVING . . . THROUGH CHEMISTRY

PRINTED IN U. S. A.

"DUCO" STOCK, ORDER AND CODE NUMBER


★2612-H■
246-90990-H Meadow Green

Combination and Part Number
EEE
and Int.
(C-3150-E)




★2613-H■
202-90992-H Burgundy Metallic

MMM
(C-6035-Y)




★2614■
202-91119 Silver Charcoal Metallic

HHH
(C-5128-Y)




★2620-H
246-90991-H Ginger

KKK
and Int.
(C-4079-E)



★2633-H
246-90993-H Carnival Red (Bleeder)

JJJ
(C-7048-E)



★A Du Pont mixing machine formula for DULUX Enamel is available.
■A Du Pont mixing machine formula for DUCO Lacquer is available.

ORDER ONLY BY "DUCO" STOCK ORDER NUMBER

INTERIOR COLORS

DUCO Stock Order Number	Color	Part Number
2547	†Sand Dune White	C-9105-E
2549	†Jade Green Metallic	C-3149-Y
2551	†Desert Gold Metallic	C-9086-Y
2611	†Marine Blue Metallic	C-2160-Y
2612-H	†Meadow Green	C-3150-E
2620-H	†Ginger	C-4079-E

†Also used as exterior body colors.

NOTE: DUCO mixing machine formulas only are available for the following 1957 Plymouth interior colors:

DUCO Formula File Number	Color	Part Number
82730	Bailey Blue	C-2170-B
82731	Alton Beige	C-8054-B
82732	Toffee Tan	C-8537-B
82733	Wheatstone Yellow	C-9102-B
No Formula	Fur Brown Metallic	C-4094-B

IMPORTANT: Where semi-gloss is required, addition of #4528 Flattening Compound is recommended in accordance with label instructions.

Color combination numbers are not shown on Plymouth cars.

NOTE: Most colors in this bulletin are available in both DUCO and DULUX; however, it should be noted that it is not always possible to make close matches in DUCO to DULUX colors and vice versa.

Every possible precaution is taken to provide the refinish trade with accurate DUCO and DULUX color matches. Due to circumstances beyond our control, we cannot be responsible for inaccurate color matches resulting from changes in standards by automobile manufacturers without our knowledge, change of car colors on aging, and color variances caused by application methods, etc. We will assume responsibility only for factory color matches to established Du Pont color standards.

As the accuracy of color matches made with the Du Pont Color Blending Service depends on the individual operating the equipment, we will assume responsibility only for the uniformity of our mixing enamels and lacquers.

SEE OTHER SIDE FOR 1953-1954-1955 AND 1956 PLYMOUTH COLORS

1953-1954-1955 and 1956 Plymouth Colors

1953 PLYMOUTH

DUCO	DULUX	Color	Comb. No.	DUCO	DULUX	Color	Comb. No.
724-H	93-81372-H	Toreador Red	661, 682 (L)	1494-H	181-10732-H	Sonora Bronze Metallic	646, 679 (L), 680 (U)
917	93-81574	Valencia Blue	605, 671 (U), 675 (L)	1495	93-57260	Suede	645, 679 (U), 680 (L)
1491	93-57254	Monterey Green	620, 673 (U), 674 (L)	1496	93-57261	Patio Cream	665
1492	93-57257	Cortez Gray	635, 671 (L), 672 (L), 675 (U), 676 (U), 677 (U), 681 (L)	1515-H	181-10731-H	Cactus Green Metallic	622, 673 (L), 674 (U)
1493	93-57258	Pecos Gray	636, 670 (L), 678 (U)	1581-H	181-10733-H	Plaza Maroon Metallic	682, 677 (L), 681 (U)
				1614-H	181-10834-H	Coronado Blue Metallic	607, 672 (U), 676 (L)

1954 PLYMOUTH

DUCO	DULUX	Color	Comb. No.	DUCO	DULUX	Color	Comb. No.
1779-H	181-14132-H	Avalon Blue Metallic	606, 660 (U), 661 (L)	1811-H	181-14134-H	Shasta Green Metallic	616, 666 (L), 667 (U)
1780	93-57688-H	San Gabriel Green	618, 672 (L), 676 (L), 680 (L)	1812-H	181-14135-H	Mohave Brown Metallic	641, 664 (U), 665 (L)
1781	93-57693	Pasadena Gray	630, 660 (L), 661 (U), 662 (U), 663 (U)	NOTE: DULUX mixing machine formulas only are available for the following Special Colors:			
1782	93-57697	Pomona Beige	640, 664 (L), 665 (U)	DULUX Formula File Number			
1791	93-57686-H	San Pedro Blue	607, 671 (L), 675 (L), 679 (L)	72907		Parakeet Green No. 2	400 (L)
1792	93-57687	Modesto Blue	605, 662 (L)	72908		Mocha Beige No. 1	401 (U)
1803	93-57690	Berkeley Green	615, 666 (U), 667 (L)	72909		Orion Orange No. 2	401 (L)
1804	93-57694	Cascade Gray	631, 663 (L)	72910		Solitaire Blue No. 2	402 (U)
1806	93-57698-H	San Diego Gold	655, 670 (L), 674 (L), 678 (L)	72911		Dutch Blue No. 3	402 (L)
1807	93-57699	San Leandro Ivory	674 (U), 675 (U), 676 (U), 677 (U)	14246		Tinsel Green Metallic No. 1	403 (L)
1808	93-57700	San Mateo Wheat	678 (U), 679 (U), 680 (U), 681 (U)	(Combination Numbers 400 (U) and 403 (U) are both Saratoga Ivory. This is the same as 1954 Dodge Saratoga White, Stock No. ★1942, DULUX 93-58075).			
1809-H	93-57696-H	Santa Rosa Coral	651, 673 (L), 677 (L), 681 (L)				

1955 PLYMOUTH

DUCO	DULUX	Color	Comb. No.	DUCO	DULUX	Color	Comb. No.
1942	93-58075	Orlando Ivory	655, 662 (U), 668 (U), 671 (L), 687 (U), 688 (U)	2128	93-58650	Miami Blue	605, 661 (L), 662 (L), 663 (U)
2046	93-58578	Glades Green	617, 680 (L), 681 (L), 682 (L)	2129	181-14287-H	Gulf Green Metallic	616, 665 (U), 666 (L), 667 (L)
2047	93-58541	Palm Beach Gray	630, 668 (L), 671 (U)	2130	93-58652	Tamiami Green	615, 665 (L), 666 (U)
2049	93-58540	Sarasota Sand	640, 664 (U), 667 (U), 669 (L), 670 (U), 678 (U), 681 (U), 684 (U), 689 (U)	2131-H	181-14288-H	Largo Green Metallic	618, 680 (U)
2098-H	93-58688-H	Seminole Scarlet	651, 686 (L), 687 (L), 689 (L)	2132-H	181-14289-H	Cypress Brown Metallic	641, 669 (U), 670 (L), 683 (U)
2126	93-58602	Tampa Turquoise	607, 677 (L), 678 (L), 679 (L)	2133	181-14295	Bimini Blue-Green Metallic	608, 677 (U)
2127-H	181-14286	Biscayne Blue Metallic	606, 661 (U), 663 (L), 664 (L)	2134	93-58603	Pompano Peach	650, 683 (L), 684 (L), 685 (L)

1956 PLYMOUTH

DUCO	DULUX	Color	Comb. No.	DUCO	DULUX	Color	Comb. No.
2335	93-59858	Powder Blue	605, 662 (L), 663 (L)	2346	181-14795-H	Midnight Blue Metallic	609, 667 (U), 668 (L)
2336	93-59859	Wedgewood Blue	607, 663 (U), 664 (L)	2347	181-14798-H	Charcoal Gray Metallic	631, 673 (U), 674 (L)
2337	93-59860	Turquoise Blue	608, 665 (L), 667 (L)	INTERIOR COLORS			
2338	181-14796-H	Pine Green Metallic	617, 670 (U), 671 (L)	NOTE: DUCO mixing machine formulas only are available for the following 1956 Plymouth interior colors:			
2339	93-59863	Sea Spray Green	615, 669 (L), 670 (L)	DUCO Formula File Number			
2340	93-59865	Pearl Gray	630, 672 (L), 673 (L)	59884		Aster Blue	C-2132-B
2341	93-59869	Eggshell White	657, 661 (U), 662 (U), 664 (U), 665 (U), 668 (U), 669 (U), 671 (U), 672 (U), 674 (U), 675 (U), 677 (U), 679 (U), 681 (U), 683 (U), 684 (U), 675 (L)	59885		Alamo Blue Metallic	C-2133-B
2342	No Match	Bronze Metallic	640, 675 (L)	59886		Ice Green	C-3148-B
2343	93-59867-H	Briar Rose	651, 679 (L), 680 (L)	59887		Oscolo Gray	C-5116-B
2344-H	93-59868-H	Cherry Red	650, 677 (L), 678 (L)	59888		Sierra Beige	C-8044-B
2345	93-59870	Canary Yellow	655, 681 (L), 682 (L)	59889		Taffy Cream	C-9082-B

NOTE: DUCO and DULUX mixing machine formulas only are available for the following late 1956 Plymouth colors:

DUCO Formula File Number	DULUX Formula File Number	Color	Part Number
90634	74536	Pink Champagne	C-8057-E
90635	74537	Gazelle Blue	C-2180-E
No Formula	74538	Salty Green	C-3190-E
No Formula	74539	Milan Yellow	C-9017-E
No Formula	No Formula	Cable Red	C-7068-Y

- ★ A Du Pont mixing machine formula for DULUX Enamel is available.
- A Du Pont mixing machine formula for DUCO Lacquer is available.

The above Plymouth colors are available to Refinishers from Distributors of Du Pont Refinishing Materials.



BETTER THINGS FOR BETTER LIVING . . . THROUGH CHEMISTRY

1958 PLYMOUTH COLORS

"DUCO" STOCK, ORDER AND CODE NUMBER

★2539■
246-91016 Iceberg White

Combination and Part Number
X
(C-9108-E and ES)

DUCO ★2539■ } Iceberg White
DULUX 93-91016 }

★2833■
246-92108 Bluebonnet Blue

B
(C-2198-E and ES)

DUCO ★2833■ } Bluebonnet Blue
DULUX 93-92108 }

★2834■
246-92127 Misty Green

E
(C-3213-E and ES)

DUCO ★2834■ } Misty Green
DULUX 93-92127 }

★2835■
246-92110 Midnight Blue

D
(C-2178-E and ES)

DUCO ★2835■ } Midnight Blue
DULUX 93-92110 }

★2836-H
246-92121-H Royal Red (Bleeder)

P
(C-7075-E and ES)

DUCO ★2836-H } Royal Red
DULUX 93-92121-H }

★2837■
246-92146 Sunflower Yellow

V
(C-9116-E and ES)

DUCO ★2837■ } Sunflower Yellow
DULUX 93-92146 }

★2838■
202-92109 Stardust Blue Metallic

C and Int.
(C-2188-Y and YS)

DUCO ★2838■ } Stardust Blue
DULUX 181-15523 } Metallic

★2839■
202-92128 Ivy Green Metallic

F and Int.
(C-3193-Y and YS)

DUCO ★2839■ } Ivy Green
DULUX 181-15529 } Metallic

★A Du Pont mixing machine formula for DULUX Enamel is available.
■A Du Pont mixing machine formula for DUCO Lacquer is available.



ISSUED DECEMBER 20, 1957

See Reverse Side for an Explanation of the 1958 Plymouth Color Combinations →

1958 PLYMOUTH COLOR COMBINATIONS

Over-all color combinations are so indicated on Sheets 1 and 2 of this bulletin.

All Chrysler Divisions continue the single, double or triple letter system for identifying the exterior body finishes of their 1958 model cars.

NOTE: Where one or a series of three letters are shown on the identification plate, the car was finished over-all at the factory in the same color. If the letters shown are different, the color identified by the first letter was used as the *Upper*, that of the second letter as the *Middle* or *Lower* color, the third letter (if it is a three-tone combination) the *Lower* color.

ORDER ONLY BY "DUCO" STOCK ORDER NUMBER

INTERIOR COLORS

DUCO Stock Order Number	Color	Part Number
2547	Sand Dune White	C-9105-B
2838	†Comet Blue Metallic (Stardust Blue Metallic)	C-2188-B
2839	†Mecca Green Metallic (Ivy Green Metallic)	C-3193-B
2860	†Reef Coral Metallic (Metallic Coral)	C-6039-B

†Also used as exterior colors.

NOTE: DUCO mixing machine formulas only are available for the following 1958 Plymouth interior colors.

DUCO Formula File Number	Color	Part Number
92356	Shamrock Green Metallic	C-3196-B
92357	Fury Brown Metallic	C-4100-B
92362	Indian Ivory	C-9118-B
No Formula	Sparkle Silver Metallic	C-9121-B

IMPORTANT: Where semi-gloss is required, addition of #4528 Flattening Compound is recommended in accordance with label instructions.

Color combination numbers are not shown on Plymouth cars.

NOTE: Most colors in this bulletin are available in both DUCO and DULUX; however, it should be noted that it is not always possible to make close matches in DUCO to DULUX colors and vice versa.

Every possible precaution is taken to provide the refinish trade with accurate DUCO and DULUX color matches. Due to circumstances beyond our control, we cannot be responsible for inaccurate color matches resulting from changes in standards by automobile manufacturers without our knowledge, change of car colors on aging, and color variances caused by application methods, etc. We will assume responsibility only for factory color matches to established Du Pont color standards.

As the accuracy of color matches made with the Du Pont Color Blending Service depends on the individual operating the equipment, we will assume responsibility only for the uniformity of our mixing enamels and lacquers.

"DUCO" STOCK, ORDER AND CODE NUMBER

★2840■
202-92141 Metallic Suede


Combination and Part Number
L
(C-5155-Y and YS)



DUCO ★2840■ } Metallic
DULUX 181-15538 } Suede

★2841■
246-92142 Buckskin Beige

M
(C-8069-E and ES)



DUCO ★2841■ } Buckskin Beige
DULUX 93-92142 }

★2842-H
246-92144-H Toreador Red † (Bleeder)

O
(C-7072-E and ES)



DUCO ★2842-H } Toreador Red
DULUX 93-92144-H }

★2859■
202-92140 Arctic Turquoise Metallic

J
(C-3215-Y and YS)



DUCO ★2859■ } Arctic Turquoise
DULUX 181-15537 } Metallic

2860
202-92145 Metallic Coral

S and Int.
(C-6039-Y and YS)



DUCO 2860 } Metallic
DULUX 181-15540-H } Coral

2861-H
202-92143-H Copper Glow Metallic

N
(C-4095-Y and YS)



DUCO 2861-H } Copper Glow
DULUX No Match } Metallic

★2881■
202-92367 Canyon Gold Metallic

Z
(C-9130-Y and YS)



DUCO ★2881■ } Canyon Gold
DULUX 181-15756 } Metallic

★A Du Pont mixing machine formula for DULUX Enamel is available.
■A Du Pont mixing machine formula for DUCO Lacquer is available.
†For "Touch-Up Only." Not recommended for panel repair or over-all refinishing.

SEE OTHER SIDE FOR 1954-1955-1956 AND 1957 PLYMOUTH COLORS

1954-1955-1956 and 1957 Plymouth Colors

1954 PLYMOUTH

DUCO	DULUX	Color	Comb. No.
★1779-H	181-14132-H	Avalon Blue Metallic	606, 660 (U), 661 (L)
★1780	93-57688-H	San Gabriel Green	618, 672 (L), 676 (L), 680 (L)
★1781	93-57693	Pasadena Gray	630, 660 (L), 661 (U), 662 (U), 663 (U)
★1782	93-57697	Pomona Beige	640, 664 (L), 665 (U)
★1791	93-57686-H	San Pedro Blue	607, 671 (L), 675 (L), 679 (L)
★1792	93-57687	Modesto Blue	605, 662 (L)
★1803	93-57690	Berkeley Green	615, 666 (U), 667 (L)
★1804	93-57694	Cascade Gray	631, 663 (L)
★1806	93-57698-H	San Diego Gold	655, 670 (L), 674 (L), 678 (L)
★1807	93-57699	San Leandro Ivory	674 (U), 675 (U), 676 (U), 677 (U)
★1808	93-57700	San Mateo Wheat	678 (U), 679 (U), 680 (U), 681 (U)
1809-H	93-57696-H	Santa Rosa Coral	651, 673 (L), 677 (L), 681 (L)

DUCO	DULUX	Color	Comb. No.
★1811-H	181-14134-H	Shasta Green Metallic	616, 666 (L), 667 (U)
★1812-H	181-14135-H	Mohave Brown Metallic	641, 664 (U), 665 (L)

NOTE: DULUX mixing machine formulas only are available for the following Special Colors.

DULUX	Formula File Number	Color	Comb. No.
72907		Parakeet Green No. 2	400 (U)
72908		Mocha Beige No. 1	401 (U)
72909		Oriole Orange No. 2	401 (L)
72910		Solitaire Blue No. 2	402 (U)
72911		Dutch Blue No. 3	402 (L)
14246		Tinsel Green Metallic No. 1	403 (L)

(Combination Numbers 400 (U) and 403 (U) are both Saratoga Ivory. This is the same as 1954 Dodge Saratoga White, Stock No. ★1942, DULUX 93-58075).

1955 PLYMOUTH

DUCO	DULUX	Color	Comb. No.
★1942	93-58075	Orlando Ivory	655, 662 (U), 668 (U), 687 (U), 688 (U)
★2046	93-58578	Glades Green	617, 680 (L), 681 (L), 682 (L)
★2047	93-58541	Palm Beach Gray	630, 668 (L), 671 (U)
★2049	93-58540	Sarasota Sand	640, 664 (U), 667 (U), 669 (L), 670 (U), 678 (U), 681 (U), 684 (U), 689 (U)
2098-H	93-58688-H	Seminole Scarlet	651, 686 (L), 687 (L), 689 (L)
★2126	93-58602	Tampa Turquoise	607, 677 (L), 678 (L), 679 (L)
★2127-H	181-14286	Biscayne Blue Metallic	606, 661 (U), 663 (L), 664 (L)

DUCO	DULUX	Color	Comb. No.
★2128	93-58650	Miami Blue	605, 661 (L), 682 (L), 663 (U)
★2129	181-14287-H	Gulf Green Metallic	616, 665 (U), 666 (L), 667 (L)
★2130	93-58652	Tamiami Green	615, 665 (L), 666 (U)
★2131-H	181-14288-H	Largo Green Metallic	618, 680 (U)
2132-H	181-14289-H	Cypress Brown Metallic	641, 669 (U), 670 (L), 683 (U)
★2133	181-14295	Bimini Blue-Green Metallic	608, 677 (U)
★2134	93-58603	Pompano Peach	680, 683 (L), 684 (L), 685 (L)

1956 PLYMOUTH

DUCO	DULUX	Color	Comb. No.
★2335	93-59858	Powder Blue	605, 662 (L), 663 (L)
★2336	93-59859	Wedgewood Blue	607, 663 (U), 664 (L)
★2337	93-59860	Turquoise Blue	608, 665 (L), 667 (L)
★2338	181-14796-H	Pine Green Metallic	617, 670 (U), 671 (L)
★2339	93-59863	Sea Spray Green	615, 669 (L), 670 (L)
★2340	93-59865	Pearl Gray	630, 672 (L), 673 (L)
★2341	93-59869	Eggshell White	657, 661 (U), 662 (U), 664 (U), 665 (U), 668 (U), 669 (U), 671 (U), 672 (U), 674 (U), 675 (U), 677 (U), 679 (U), 681 (U), 683 (L)
2342	No Match	Bronze Metallic	640, 675 (L)
2343	93-59867-H	Briar Rose	651, 679 (L), 680 (L)
★2344-H	93-59868-H	Cherry Red	650, 677 (L), 678 (L)
★2345	93-59870	Canary Yellow	655, 681 (L), 682 (L)

DUCO	DULUX	Color	Comb. No.
★2346	181-14795-H	Midnight Blue Metallic	609, 667 (U), 668 (L)
★2347	181-14798-H	Charcoal Gray Metallic	631, 673 (U), 674 (L)

INTERIOR COLORS

NOTE: DUCO mixing machine formulas only are available for the following 1956 Plymouth interior colors.

DUCO	Formula File Number	Color	Part Number
59884		Aster Blue	C-2132-B
59885		Alamo Blue Metallic	C-2133-B
59886		Ice Green	C-3148-B
59887		Oscolo Gray	C-5116-B
59888		Sierra Beige	C-8044-B
59889		Taffy Cream	C-9082-B

NOTE: DUCO and DULUX mixing machine formulas only are available for the following late 1956 Plymouth colors.

DUCO	Formula File Number	DULUX	Formula File Number	Color	Part Number
	90634		74536	Pink Champagne	C-8057-E
	90635		74537	Gazelle Blue	C-2180-E
No Formula			74538	Salty Green	C-3190-E
No Formula			74539	Milan Yellow	C-9017-E
No Formula			No Formula	Cable Red	C-7068-Y

1957 PLYMOUTH

DUCO	DULUX	Color	Comb. & Part No.
★2345	93-59870	Canary Yellow	LLL (C-9084-E)
★2353	93-59829	Satin Gray	GGG (C-5135-E)
★2547	93-90996	†Sand Dune White	AAA (C-9105-E)
★2548	93-90987	Sky Blue	CCC (C-2120-E)
★2549	181-15195	†Jade Green Metallic	FFF (C-3149-Y)
2550-H	93-90994	Dusty Coral	NNN (C-7050-E)
★2551	181-15176	†Desert Gold Metallic	PPP (C-9086-Y)
★2611	181-15194	†Marine Blue Metallic	DDD (C-2160-Y)
★2612-H	93-90990	†Meadow Green	EEE (C-3150-E)
★2613-H	181-15196-H	Burgundy Metallic	MMM (C-6035-Y)
★2614	181-15237	Silver Charcoal Metallic	HHH (C-5128-Y)
★2620-H	93-90991	†Ginger	KKK (C-4079-E)
★2633-H	93-90993-H	†Carnival Red	JJJ (C-7048-E)

†Also used as interior colors.

1957 PLYMOUTH—LOS ANGELES PRODUCTION ONLY

DUCO	DULUX	Color	Part No.
★2616	181-15234-H	Silver Gray Metallic	C-5143-Y
★2617	93-91105	Satin Gray	C-5144-E
★2640-H	93-91225	Canary Yellow	C-9112-E

NOTE: DUCO mixing machine formulas only are available for the following 1957 Plymouth interior colors.

DUCO	Formula File Number	Color	Part No.
82730		Bailey Blue	C-2170-B
82731		Alton Beige	C-8054-B
82732		Toffee Tan	C-8537-B
82733		Wheatstone Yellow	C-9102-B
No Formula		Fur Brown Metallic	C-4094-B

★A Du Pont mixing machine formula for DULUX Enamel is available.

■A Du Pont mixing machine formula for DUCO Lacquer is available.

The above Plymouth colors are available to Refinishers from Distributors of Du Pont Refinishing Materials.



BETTER THINGS FOR BETTER LIVING . . . THROUGH CHEMISTRY


1959 PLYMOUTH COLORS

"DUCO" STOCK, ORDER AND CODE NUMBER

Combination and Part Number


★2539▲
246-91016 Iceberg White

X
(C-9108-ES)




★3032▲
246-83551 Daffodil Yellow (Bleeder)

Y
(C-9124-ES)




★3033▲
202-83637 Starlight Blue Metallic

C and Int.
(C-2202-YS)



★3034▲
246-83638 Powder Blue

B and Int.
(C-2203-ES)




★3035■
202-83647 Gold Metallic (Bleeder)

W
(C-8550-YS)




3036-H■
246-83550-H Flame Red †

N and Int.
(C-7077-ES)




★3038■
246-83605 Bittersweet †

Z
(C-9127-ES)



★3039■
246-83615 Palomino Beige

U and Int.
(C-8070-ES)



★A Du Pont mixing machine formula for DULUX Enamel is, or will be, available.

■A Du Pont mixing machine formula for DUCO Lacquer is, or will be, available in quantities of a pint and upwards.

▲A Du Pont mixing machine formula for DUCO Lacquer is, or will be, available in quantities larger than a pint.

†For "Touch-Up Only." Not recommended for panel repair or over-all refinishing.



See Reverse Side for an Explanation of the 1959 Plymouth Color Combinations →

ISSUED NOVEMBER 20, 1958

1959 PLYMOUTH COLOR COMBINATIONS

Over-all color combinations are so indicated on Sheets 1 and 2 of this bulletin.

1959 Plymouth two-tone combinations are not available but are identified by their respective letter codes. The first letter being the Upper color, the second being the Lower color.

Color combinations are not shown on Plymouth cars.

INTERIOR COLORS

DUCO Stock Number	Color	Part Number
3033▲	†Crest Blue Metallic (Starlight Blue Metallic)	C-2202-B
3034▲	†Cloud Blue (Powder Blue)	C-2203-B
3036-H■	†Target Red (Flame Red)	C-7077-B
3039■	†Radford Beige (Palomino Beige)	C-8070-B
3040▲	†Ice Green (Mint Green)	C-3222-B
3042▲	†Athens Gray (Pearl Gray)	C-5175-B
3043▲	†Pewter Gray Metallic (Silver Gray Metallic)	C-5174-B
3044■	†Festive Green Metallic (Emerald Green Metallic)	C-3221-B

†Also used as exterior colors.

NOTE: DUCO mixing machine formulas, only, are available for the following 1959 Plymouth interior colors:

DUCO Formula File Number	Color	Part Number
83564■	Cypress Green Metallic	C-3237-B
83565▲	Cypress Green (Semi-gloss)	C-3237-SB
83566■	Kingsmen Brown Metallic	C-4202-B
83567■	Kingsmen Brown (Semi-gloss)	C-4202-SB
83568▲	Pewter Gray (Semi-gloss)	C-5174-SB
83569▲	Slate Gray (Semi-gloss)	C-5188-SB
83590■	Sparkle Silver (Semi-gloss)	C-9121-SB
83593-H■	Festive Green (Semi-gloss)	C-3221-SB
83594▲	Crest Blue (Semi-gloss)	C-2202-SB
83595■	Regal White	C-9126-B
83673■	Shell Green Metallic (Semi-gloss)	C-3245-SB
83674-H■	Target Red (Semi-gloss)	C-7077-SB
83675■	Bronze Metallic (Semi-gloss)	C-8558-SB
83676■	Regal White (Semi-gloss)	C-9126-SB
83677■	Orange Rust (Semi-gloss)	C-9127-SB

NOTE: Where semi-gloss is required, addition of #4528 Flattening Compound is recommended in accordance with label instructions.

- A Du Pont mixing machine formula for DUCO Lacquer is, or will be, available in quantities of a pint and upwards.
- ▲A Du Pont mixing machine formula for DUCO Lacquer is, or will be, available in quantities larger than a pint.

NOTE: Most colors in this bulletin are available in both DUCO and DULUX; however, it should be noted that it is not always possible to make close matches in DUCO to DULUX colors and vice versa.

Every possible precaution is taken to provide the refinish trade with accurate DUCO and DULUX color matches. Due to circumstances beyond our control, we cannot be responsible for inaccurate color matches resulting from changes in standards by automobile manufacturers without our knowledge, change of car colors on aging, and color variances caused by application methods, etc. We will assume responsibility only for factory color matches to established Du Pont color standards.

As the accuracy of color matches made with the Du Pont Color Blending Service depends on the individual operating the equipment, we will assume responsibility only for the uniformity of our mixing enamels and lacquers.

"DUCO" STOCK, ORDER AND CODE NUMBER

★3040▲
246-83631 Mint Green

Combination and Part Number
E and Int.
(C-3222-ES)



DUCO ★3040▲ } Mint Green
DULUX 93-83631 }

★3041-H■
202-83656-H Bronze Metallic † (Bleeder)


T
(C-8558-YS)



DUCO ★3041-H■ } Bronze
DULUX 181-83656-H } Metallic

★3042▲
246-83604 Pearl Gray


L and Int.
(C-5175-ES)



DUCO ★3042▲ } Pearl Gray
DULUX 93-83604 }

★3043▲
202-83646 Silver Gray Metallic

M and Int.
(C-5174-YS)



DUCO ★3043▲ } Silver Gray
DULUX 181-83646 } Metallic

★3044■
202-83655 Emerald Green Metallic

F and Int.
(C-3221-YS)



DUCO ★3044■ } Emerald Green
DULUX 181-83655 } Metallic

★A Du Pont mixing machine formula for DULUX Enamel is, or will be, available.
■A Du Pont mixing machine formula for DUCO Lacquer is, or will be, available in quantities of a pint and upwards.
▲A Du Pont mixing machine formula for DUCO Lacquer is, or will be, available in quantities larger than a pint.
†For "Touch-Up Only." Not recommended for panel repair or over-all refinishing.

ORDER ONLY BY "DUCO" STOCK NUMBER

SEE OTHER SIDE FOR 1955-1956-1957 AND 1958 PLYMOUTH COLORS.

1955-1956-1957 and 1958 Plymouth Colors

1955 PLYMOUTH

DUCO	DULUX	Color	Comb. No.
★1942▲	93-58075	Orlando Ivory	655, 662 (U), 668 (U), 671 (L), 687 (U), 688 (U)
★2046■	93-58578	Glades Green	617, 680 (L), 681 (L), 682 (L)
★2047■	93-58541	Palm Beach Gray	630, 668 (L), 671 (U)
★2049▲	93-58540	Sarasota Sand	640, 664 (U), 667 (U), 669 (L), 670 (U), 678 (U), 681 (U), 684 (U), 689 (U)
2098-H	93-58688-H	Seminole Scarlet	651, 686 (L), 687 (L), 689 (L)
★2126■	93-58602	Tampa Turquoise	607, 677 (L), 678 (L), 679 (L)
★2127-H■	181-14286	Biscayne Blue Metallic	606, 661 (U), 663 (L), 664 (L)

DUCO	DULUX	Color	Comb. No.
★2128▲	93-58650	Miami Blue	605, 661 (L), 662 (L), 663 (U)
★2129■	181-14287-H	Gulf Green Metallic	616, 665 (U), 666 (L), 667 (L)
★2130▲	93-58652	Tamiami Green	615, 665 (L), 666 (U)
★2131-H■	181-14288-H	Largo Green Metallic	618, 680 (U)
★2132-H■	181-14289-H	Cypress Brown Metallic	641, 669 (U), 670 (L), 683 (U)
★2133■	181-14295	Bimini Blue-Green Metallic	608, 677 (U)
★2134	93-58603	Pompano Peach	650, 683 (L), 684 (L), 685 (L)

1956 PLYMOUTH

DUCO	DULUX	Color	Comb. No.
★2335■	93-59858	Powder Blue	605, 662 (L), 663 (L)
★2336▲	93-59859	Wedgewood Blue	607, 663 (U), 664 (L)
★2337▲	93-59860	Turquoise Blue	608, 665 (L), 667 (L)
★2338■	181-14796-H	Pine Green Metallic	617, 670 (U), 671 (L)
★2339■	93-59863	Sea Spray Green	615, 669 (L), 670 (L)
★2340▲	93-59865	Pearl Gray	630, 672 (L), 673 (L)
★2341▲	93-59869	Eggshell White	657, 661 (U), 662 (U), 664 (U), 665 (U), 668 (U), 669 (U), 671 (U), 672 (U), 674 (U), 675 (U), 677 (U), 679 (U), 681 (U), 683 (L)
★2342■	No Match	Bronze Metallic	640, 675 (L)
★2343	93-59867-H	Briar Rose	651, 679 (L), 680 (L)
★2344-H■	93-59868-H	Cherry Red	650, 677 (L), 678 (L)
★2345▲	93-59870	Canary Yellow	655, 681 (L), 682 (L)

DUCO	DULUX	Color	Comb. No.
★2346■	181-14795-H	Midnight Blue Metallic	609, 667 (U), 668 (L)
★2347■	181-14798-H	Charcoal Gray Metallic	631, 673 (U), 674 (L)

INTERIOR COLORS

NOTE: DUCO mixing machine formulas, only, are available for the following 1956 Plymouth interior colors.

DUCO Formula File Number	Color	Part Number
59884■	Aster Blue	C-2132-B
59885▲	Alamo Blue Metallic	C-2133-B
59886▲	Ice Green	C-3148-B
59887■	Oscolo Gray	C-5116-B
59888▲	Sierra Beige	C-8044-B
59889▲	Taffy Cream	C-9082-B

NOTE: DUCO and DULUX mixing machine formulas, only, are available for the following late 1956 Plymouth colors.

DUCO Formula File Number	DULUX Formula File Number	Color	Part Number
90634▲	74536	Pink Champagne	C-8057-E
90635■	74537	Gazelle Blue	C-2180-E
No Formula	74538	Salty Green	C-3190-E
No Formula	74539	Milan Yellow	C-9017-E
No Formula	No Formula	Cable Red	C-7068-Y

1957 PLYMOUTH

DUCO	DULUX	Color	Comb. & Part No.
★2345▲	93-59870	Canary Yellow	LLL (C-9084-E)
★2353▲	93-59829	Satin Gray	GGG (C-5135-E)
★2547■	93-90996	†Sand Dune White	AAA (C-9105-E)
★2548▲	93-90987	Sky Blue	CCC (C-2120-E)
★2549▲	181-15195	†Jade Green Metallic	FFF (C-3149-Y)
★2550-H■	93-90994	Dusty Coral	NNN (C-7050-Y)
★2551■	181-15176	†Desert Gold Metallic	PPP (C-9086-Y)
★2611■	181-15194	†Marine Blue Metallic	DDD (C-2160-Y)
★2612-H▲	93-90990	†Meadow Green	EEE (C-3150-E)
★2613-H■	181-15196-H	Burgundy Metallic	MMM (C-6035-Y)
★2614▲	181-15237	Silver Charcoal Metallic	HHH (C-5128-Y)
★2620-H	93-90991	†Ginger	KKK (C-4079-E)
★2633-H	93-90993-H	Carnival Red	JJJ (C-7048-E)

1957 PLYMOUTH - LOS ANGELES PRODUCTION ONLY			
DUCO	DULUX	Color	Part No.
★2616■	181-15234-H	Silver Gray Metallic	C-5143-Y
★2617▲	93-91105	Satin Gray	C-5144-E
★2640-H▲	93-91225	Canary Yellow	C-9112-E

INTERIOR COLORS

NOTE: DUCO mixing machine formulas, only, are available for the following 1957 Plymouth interior colors.

DUCO Formula File Number	Color	Part No.
82730▲	Bailey Blue	C-2170-B
82731▲	Alton Beige	C-8054-B
82732▲	Toffee Tan	C-8537-B
82733▲	Wheatstone Yellow	C-9102-B
No Formula	Fur Brown Metallic	C-4094-B

†Also used as interior colors.

1958 PLYMOUTH

DUCO	DULUX	Color	Comb. and Part No.
★2539▲	93-91016	Iceberg White	X (C-9108-E and ES)
★2833▲	93-92108	Bluebonnet Blue	B (C-2198-E and ES)
★2834▲	93-92127	Misty Green	E (C-3213-E and ES)
★2835■	93-92110	Midnight Blue	D (C-2178-E and ES)
★2836-H	93-92121-H	Royal Red	P (C-7075-E and ES)
★2837▲	93-92146	Sunflower Yellow	V (C-9116-E and ES)
★2838■	181-15523	†Stardust Blue Metallic	C (C-2188-Y and YS)
★2839■	181-15529	†Ivy Green Metallic	F (C-3193-Y and YS)
★2840■	181-15538	Metallic Suede	Z (C-5155-Y and YS)
★2841▲	93-92142	Buckskin Beige	M (C-8069-E and ES)
★2842-H	93-92144-H	†Toreador Red	O (C-7072-E and ES)
★2859■	181-15537	Arctic Turquoise Metallic	J (C-3215-Y and YS)
★2860	181-15540-H	†Metallic Coral	S (C-6039-Y and YS)

DUCO	DULUX	Color	Comb. and Part No.
★2861-H	No Match	Copper Glow Metallic	N (C-4095-Y and YS)
★2881■	181-15756	Canyon Gold Metallic	Z (C-9130-Y and YS)
★2918■	93-92978	Sunset Beige††	R (C-7086-E)

INTERIOR COLORS

DUCO	Color	Part No.
2547▲	Sand Dune White	C-9105-B

NOTE: DUCO mixing machine formulas, only, are available for the following 1958 Plymouth interior colors.

DUCO Formula File Number	Color	Part No.
83590■	Sparkle Silver Metallic	C-9121-B
92356■	Shamrock Green Metallic	C-3196-B
92357■	Fury Brown Metallic	C-4100-B
92362■	Indian Ivory	C-9118-B
92550■	Reef Coral	C-6045-B

†Also used as interior colors.

††1958 Plymouth spring color.

★A Du Pont mixing machine formula for DULUX Enamel is available.

■A Du Pont mixing machine formula for DUCO Lacquer is available in quantities of a pint and upwards.

▲A Du Pont mixing machine formula for DUCO Lacquer is available in quantities larger than a pint.

The above Plymouth colors are available to Refinishers from Distributors of Du Pont Refinishing Materials.

BETTER THINGS FOR BETTER LIVING . . . THROUGH CHEMISTRY