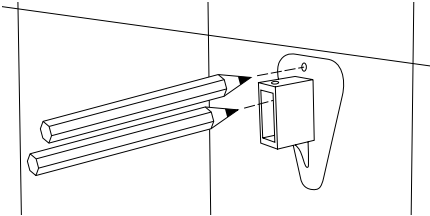


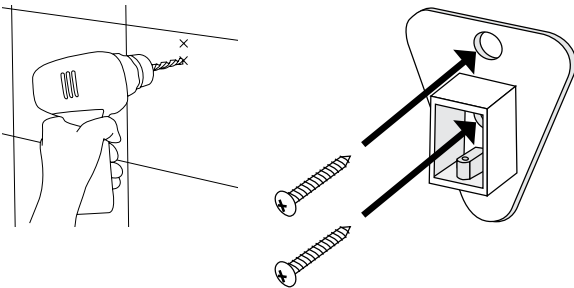
These curtain rails are manufactured from aluminium and are powder coated to give a good looking, hygienic and tough finish.

## Fitting instructions:

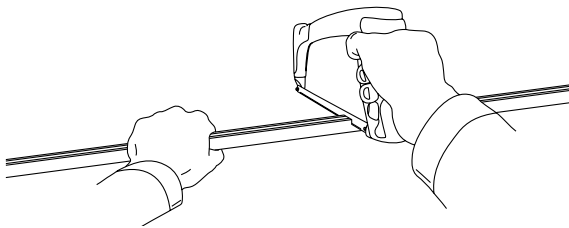
### 1. Measure and mark



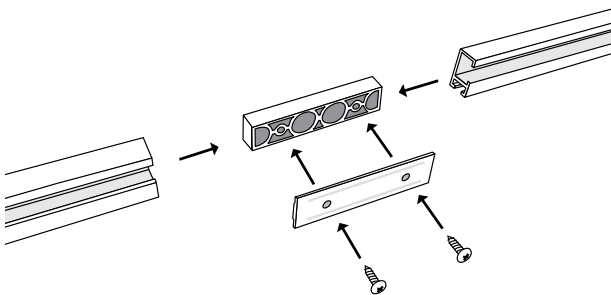
### 2. Drill and fix the wall bracket.



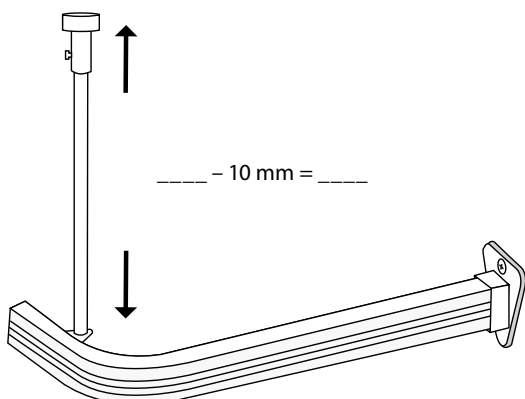
### 3. Cut the rail into the appropriate length.



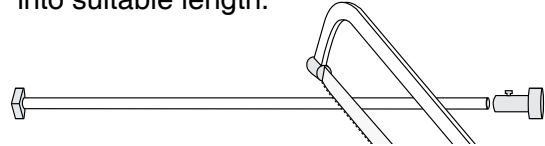
### 4. Connect the aluminum rail with the connectors.



### 5. Measure the length of the ceiling support pipe.



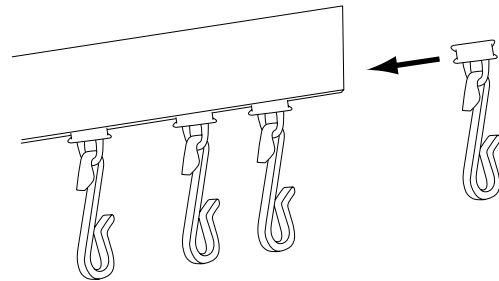
### 6. Cut the ceiling support pipe into suitable length.



### 7. Drill and fasten the ceiling support pipe.



### 8. Hang the curtain hooks to the rail.



### 9. Screw the aluminum rail firm.

